











CAMBRIDGE PHOTOGRAPHY CLUB- BLACK & WHITE HIGH KEY - 01/02/2026







Grade	COMMENTS	Pts	IMAGE
A	<p>ADRIA IN HER WEDDING DAY This is a high key image of a pretty young bride showing her ring. The chosen exposure setting work well and capture good detail. I feel that a wedding photographer might suggest that the model looks better if her head and shoulders are at a slight angle to the camera and they always consider the background. The vertical stripes are a distraction in my view and are easily cloned out to make the image pop. The models eyes engage straight away on her happy day.</p>	16	
A	<p>AFTER THE STORM The damage to the roof is evident in this bright exposure image with bold leading lines and the texture in the tin sheets to enjoy. The focus is sharp excepting the very bright areas I feel. Possibly the editing lifted the exposure a little too much which resulted in the brightest areas dominating the image. This is a simple image, well seen.</p>	12	
A	<p>COFFEE ANYONE? This beautifully staged image is more a Monochrome rather than high key I feel. Focus and depth of field are optimal with great detail in the beans. The coffee does not look appetising I fear and unsettles my eye. This must have taken a lot of setting up but in my opinion just having a white background does not make it high key I am sorry.</p>	14	
A	<p>CUCCILO – ITALIAN FOR PUPPY This is High Key and I like the pale grey shadows where the photographer has only shown part of the bike leaving the viewer to fill in the rest themselves. Focus and detail are sharp and the title is educational for anyone who does not speak Italian. The narrow black border contains the image very well.</p>	17	
A	<p>DAISY IN FRAME This is a Black and white image with a white vignette to my eye. The centrally placed flower is well captured. I like the sharp focus and sufficient depth of field to show detail and textures in all parts of the flower. If the black background had been light grey it might have satisfied the subject requirement.</p>	13	

CAMBRIDGE PHOTOGRAPHY CLUB- BLACK & WHITE HIGH KEY - 01/02/2026



A	<p>DELICATE CONSTRAINT This is spot on High Key with the delicate structure of the seed head shown well in my opinion. The detail is ethereal, suggested in some parts rather than sharp which looks good. The central positioning works as a composition due to the top spikes I believe. Nature never fails to fascinate with the myriad of structures to be captured in our cameras.</p>	18	
A	<p>DREAMY FLAX This appears to be a long exposure lens zoom image with the centre having appreciable detail. The camera settings are well chosen and the placement off centre is sensible I feel. I wonder if a very slight dark vignette might further enhance this image. This type of image does not always work but this exposure is great.</p>	17	
A	<p>FOND MEMORIES This is a great example of High Key with only small bits of black while still retaining the delicate textures in the flowers. My only slight reservation is that areas of the front flowers are slightly blown out with detail being lost. This is an enjoyable image.</p>	17	
A	<p>GENERATIONS This is a Monochrome image I feel, charming as the old woman looks towards the child which is looking straight at the camera. Focus and aperture are OK with detail in the human elements and their clothes. There are blown out highlights and the sharply focused chair back as well as the strong background with the vertical post are severe distractions in my opinion. The black border does its job and the story is powerful.</p>	9	




Grade	COMMENTS	Pts	IMAGE
A	<p>GRANDEUR IN DECAY This looks like a washed out Monochrome I'm afraid and might be a postcard of the Chateau we once stayed at. The chosen camera settings capture good detail and there is an interesting sky. I feel the annexe at the front is the landing spot which might be reduced by cropping in from the left edge to bring my eye back to the Chateau. In this case I am not sure that the complex border helps the image.</p>	12	

CAMBRIDGE PHOTOGRAPHY CLUB- BLACK & WHITE HIGH KEY - 01/02/2026






<p>A</p>	<p>HEN & CHICK The triangular shape of the branch in the interesting vase has been well set up. There is good detail to enjoy and care has been taken with the background. The soft focus branch at the bottom is one of those once seen can't be ignored factors that might have been sorted. This is a clever and creative image.</p>	<p>17</p>	
<p>A</p>	<p>HIGH KEY This is a very busy image which leaves my eye wandering about as I try to find a story and it seems to be a record shot type of image. There is detail and some birds are clearly shown. I suggest this image needs balancing with a crop in from the left to take out the viewing platform and reducing the amount of sky when a much improved image will emerge. Again this strikes me more as an over exposed Monochrome rather than a true High Key.</p>	<p>12</p>	
<p>A</p>	<p>IN THE MIST The sharp focus on the single petal with the water droplets is well chosen and showcases the delicate flower structure. The focus is sharp where intended with the rest of the flowers being soft. With the majority of the image being grey I feel this is not a high key image but might do well in a Black and White subject competition.</p>	<p>16</p>	
<p>A</p>	<p>LILY The selective sharp focus on the pistil and stamens has been well executed with sufficient detail and texture in the petals. This is a good example of high key photography and the composition well thought out. My observations are the white triangle on the left edge needs attention and the grey triangle top right. This is a pleasing Macro image.</p>	<p>18</p>	
<p>A</p>	<p>LION CUB The eyes are looking straight at the camera and the low down camera position adds interest. There is good coat detail and texture with clear definition of the eyes, nose and mouth. Personally the top grey wispy area needs removing for the perfect high key image.</p>	<p>19</p>	
<p>A</p>	<p>LUNCH TIME There is no missing the story here as the bear tucks into his salmon steak! Focus on the animal is sharp with a catchlight in the eye and great texture, look at those wicked claws. Close examination shows that something has gone wrong with the ears and down the back of the bear's neck, possibly when editing and this downgrades the image in my opinion. Thanks for sharing this image and I love the low down camera angle, how far away was the photographer?</p>	<p>11</p>	

CAMBRIDGE PHOTOGRAPHY CLUB- BLACK & WHITE HIGH KEY - 01/02/2026


A	<p>MOTHER & BABY It is magical to see these beasts in the wild and I do like the low down angle that has been used to take the image. Both mother and calf are in sharp focus showing the amazing leathery skin. It is always frustrating when the animals you want to photograph have their backs to you or are partially hidden as the mother is here. As a Club entry I think this image is worth looking at a crop in from the left to just behind mum's left leg which will transform the image by taking the viewer's eye away from her rump. This evoked wonderful memories of Safaris I have enjoyed, thank you.</p>	16	
A	<p>QUIET GRACE High Key photography uses words like ephemeral, ethereal and whimsical which this image has aplenty. The integrity of the flower has been maintained with the petal textures to enjoy. The careful placement within the frame is a master touch in my opinion.</p>	20	





Grade	COMMENTS	Pts	IMAGE
A	<p>ROSE IN RELIEF This is a monochrome with a white background I feel, capturing the folded petals in great detail. The lighting seems to have been very bright casting ugly shadows that I try to avoid when taking my flower images. The perimeter petals don't look right and I find myself studying them rather than the centre of the flower.</p>	6	
A	<p>SAILOR MOON This is a striking pose from the model being in character I imagine. There is no problem with the focus or depth of field showing the pleats in her skirt and her hair in good detail. The proper high key portion is her feet and the gravel, the rest is just greyscale I feel and I think that in editing there are several areas of definition loss with blown highlights. There are so many opportunities for taking images of cosplay characters and steam punks if you look.</p>	12	
A	<p>SANCTUARY The leading lines towards the building, the angles and slates with the bold steps are all strong components in this image. Focus and aperture are well chosen in my view. The steps and concrete over-power the buildings importance and bring heaviness to the image that makes it a greyscale image with a white sky. I recommend the lamppost that is visible on the right is better cropped out. This is one of those images where the building appears slightly off vertical. It is not but I believe it is due to the sloping handrails, an optical illusion.</p>	10	

CAMBRIDGE PHOTOGRAPHY CLUB- BLACK & WHITE HIGH KEY - 01/02/2026






A	<p>SNEAKY PEEKY Delicate textures are shown in this classic high key image. The chosen camera settings have done the job well. I feel this is a question of balance with the flower detail top right being strong and the lower left corner negative space in contention. I recommend looking at cropping up from the bottom edge to lose the line in the bottom right corner and see a stronger image emerge.</p>	17	
A	<p>THE WHEEL HOUSE This is a very symmetrical image with the perfectly straight shoreline and obliging clouds in the sky. Great detail has been captured with the chosen focus and aperture. I feel this is an overexposed monochrome image rather than high key with heaviness in the foreground due to the jetty and shore. The complex border in this instance makes it look like a 'Wish you were here' postcard in my opinion. This is an interesting subject which might do well as a Monochrome entry if the tones and blacks are adjusted.</p>	9	
A	<p>WATERLILY The intricacies of the waterlily are well illustrated in this image with lines leading to the centre of the flower which strengthen the landing zone. The slightly soft focus works in this image to create the ethereal high key feel to the image. This image fits the brief in my opinion, in a perfect world I might look at the lowest petal and consider cloning it out.</p>	19	
A	<p>WHITE CAPPED ALBATROSS That wicked beak and piercing eyes have been well captured and the diagonal positioning makes a good composition in my opinion. There is crisp focus on the eyes and breast but it falls away behind. There is loss of feather detail in part and I feel this is a borderline high key considering the grey of the sky. An amazing image and the cropped wings was a good idea.</p>	15	
A	<p>WIND FARM AT SEA I like the repetition of the pylons and they form a leading arc. There is an interesting sky and texture in the sea. The fast shutter speed has frozen the movement of the blades, I can't imagine they were all out of commission and the triangulation is interesting. This is a low key image in my view, with the heavy shadows and being mainly grey. If this was edited by lightening the shadows, lifting the highlights and playing with contrast, something more like</p>	5	


CAMBRIDGE PHOTOGRAPHY CLUB- BLACK & WHITE HIGH KEY - 01/02/2026

	high key will result I am sure.		
B	<p>ROUGH SEAS The paper boat near the crest of a wave is well seen and I like the slight reflection. Focus on the craft is sharp while the background is blurry without losing context. Unfortunately this is more low key, being dark and sombre apart from the boat. The composition of the image is good and might do well in a monochrome competition.</p>	5	

Grade	COMMENTS	Pts	IMAGE
B	<p>BILLY GOAT NOT GRUFF Hoping for food I imagine, being a Vet I know that look! There is super detail in the head with softness behind the top of the head. The body edges look a bit strange and I think cropping up from the bottom edge will balance the image better.</p>	17	
B	<p>BURNING RUBBER The spinning wheel is well demonstrated with debris flying around yet we can still read the Silverstone branding of the tyre. I love the disparity between the stationary wheel nuts and the spinning blurred tyre wall, it makes me think. This is well seen and executed.</p>	18	
B	<p>IN A DAYDREAM You cannot help wondering what she is thinking about with her almost Mona Lisa smile. I believe the photographer has chosen the soft focus of her face and in this case I think it works. The problem I have with this image is the blown out highlights in her hair and the bottom of her chin where all detail is lost in bland white areas.</p>	14	
B	<p>MAKETU MAGIC I can appreciate a lovely view to the distant hills with interest in the foreground and sky. The image is too small for proper appreciation as it pixelates when we zoom in. I feel this image is a monochrome low key landscape which does not fit the Set subject brief. The seagull on the third is good composition!</p>	5	

CAMBRIDGE PHOTOGRAPHY CLUB- BLACK & WHITE HIGH KEY - 01/02/2026




B	<p>OH DEER It looks like a loving encounter rather than conflict as a lovely story. The animals are well captured with detail in their coats. The background animal is a distraction I find and the grasses masking the animals heads not ideal. I suggest trying a tight crop round their heads to see if you think a more powerful, balanced image emerges.</p>	9	
B	<p>SNACK AND BALL There appears to be a filter applied making this a grungy image of the child within a heavy dark vignette. The focus is OK, I find the writing to be my landing zone before setting out to explore the image. This is more low key than high in my opinion and the lack of detail in the child's face disappointing. The outline of the hat in particular seem at odds with the other edges, possibly due to editing.</p>	8	
B	<p>SPLASHING The water splash motion has been frozen with a fast shutter speed so I can enjoy the droplets and textures produced. Here is a fairly shallow depth of field that renders the boy in soft focus and he takes a bit of spotting! This is low key in my opinion and is very busy with so much splashing. This was fun to take I imagine but the splashes are just not in the right place I think.</p>	9	
B	<p>WATCHING THE PHOTOGRAPHER While not quite a bird on a stick that I have heard the top bird photographers disparage this is a static image. The focus is sharp enough and the feather detail maintained. The problems I see are the dominant background branch and the tail feathers overlapping those sticks. The potential of this image was well seen and the photographer was ready to go.</p>	13	
B	<p>WHITE BUTTERFLY This is a stunning Macro with so much detail captured from antennae to wingtip. The background noise does not worry me in this case. BUT the subject was Black and White high key and the photographer has entered an image with blue toning that does not comply in my view.</p>	NA	





Grade	COMMENTS	Pts	IMAGE
B	<p>WINDOW WORLD Windows indeed! The story the photographer was trying to tell escapes me as I search round. The heavy filter and editing that has been applied has resulted in some pixilation that sticks out once seen. As a composition I do not think the foliage at bottom left</p>	9	


CAMBRIDGE PHOTOGRAPHY CLUB- BLACK & WHITE HIGH KEY - 01/02/2026

	<p>adds to the image, rather taking my eye out of that corner. This is an interesting experiment which does not click with me I'm sorry and the large amount of black makes it borderline high key if I am honest.</p>		
	<p>BEST OF SET SUBJECT</p> <p>QUIET GRACE</p>		

CAMBRIDGE PHOTOGRAPHY OPEN 01/02/2026

grade	COMMENTS	Pts	IMAGE
A	<p>A PLACE OF REST What is the history of this small dwelling, who lived here and what dramas did they have during their lives? There is a great story in this image. The focus is sharp capturing good detail in the stonework and roof with a background that gives good context. I feel there are a few technical issues with this image. Firstly there is haloing along the ridges and chimney which often arise from post processing. Secondly, while I can see two birds flying in the distance there is a distinct sensor spot. As regards the balance of the image I feel the right cropped edge is not optimal and suggest bringing it in from the right to the top of the tin roof to take away the tendency for my eye to slide out to the right.</p>	9	
A	<p>CRESTED GREBE You have to be quick to capture a symmetrical image like this when the birds are courting or fighting and the photographer has been ready. The colours are well represented and the blurry background is good. Careful inspection shows the bird's heads to be slightly soft in focus and ideally needed to be the sharpest area, possibly the chosen shutter speed was just a bit too slow. The white border is not obtrusive and the detail in the feathers and the water droplets are well captured.</p>	15	
A	<p>HIGH ON THE STREETS OF INDIA What is going through his mind I wonder and was the photographer alright after being downwind of all that smoke. This image is all about the eyes, they follow you. The focus is pin sharp and the chosen aperture renders the whole of the subject in sharp focus with good bokeh behind. The colours work brilliantly in this image, very vibrant because often bright costumes distract and have to be put into greyscale for best presentation.</p>	20	


A	<p>SALMON FOR LUNCH</p> <p>This bear chose a fine spot for fishing, there are two more fish on the way up! The focus is sharp showing such great detail, just maybe the aperture was too small leaving the background water very sharp.</p> <p>The salmon being eaten shows motion blur in its death throws I believe and the blood spatters leaves us in no doubt.</p> <p>The balance of the composition is well constructed with the bear on the third and this must have been an amazing experience.</p>	18	
A	<p>SCOMA'S JETTY</p> <p>The golden sky is amazing with the bridge silhouetted dramatically. Focus in the middle ground is sharp with a lot to regard.</p> <p>At the moment I feel this is a bit of a record shot and needs some help. I suggest cropping at least two-thirds of the water and in from the left, chose which side of the bridge to reduce the strong distractions and champion the bridge and sky where the story is strongest.</p>	11	
A	<p>SQUIRREL</p> <p>These little fellows hardly keep still and to find one on a rock rather than up a tree or in grass has been well spotted. The focus on the head and body is good with great detail in the fur and a beautiful catch light in the eye.</p> <p>If this was nature there is only a little editing allowed but as a Club Open image a tight crop around the body, even losing the slightly soft focus tail might be creative. Also there is the distracting stick behind the tail that mimics the black mark of the tail. Also the bright background is rather overpowering in my opinion.</p> <p>This is a lovely image of a cheeky squirrel to enjoy.</p>	17	
A	<p>TAUHOU</p> <p>These little birds seem to be constantly moving and this one is striking an interesting pose as it looks at the camera. Focus on the head and body is perfect with the colours and feather detail well captured.</p> <p>In my opinion the background bright areas spoil my enjoyment of this image. Try closing your eyes then open them to see where your eye goes initially. It will be the bright white area to the left of the bird, taking me away</p>	15	

	<p>from the subject. Careful burning to tone down those bright areas might help this image I believe.</p>		
A	<p>VAL DI FUNES There is the pretty little church with buildings then the steep mountains and scree slopes behind. There is great detail captured through the image and the sunlit areas add to the story. I feel tension in this image as my eye jumps from church to mountains then become aware of the intruding trees either side that somehow squeeze the image. I guess the possible camera positions were limited so this is a memorable image for the photographer but does not have the full Wow factor.</p>	17	

OPEN

CAMBRIDGE PHOTOGRAPHY OPEN 01/02/2026

grade	COMMENTS	Pts	IMAGE
B	<p>GITARMAN Picking at his guitar I guess he is sheltering out of the sun in a dark corner. I can see the Realtors business behind him. The guitar and his hat are in sharp focus and the photographer has selectively coloured re-coloured the image I believe. I find the wall, corner of the building and power outlet are the main landing space in this image. The photographer appears to have been down low but needed to be further to the left for this image to work. The lighting was tricky with blown out highlights on his hand and his face in deep shadow. The potential was well spotted and there has been considerable creative input.</p>	7	
B	<p>TIN LIZZY RALLY These wonderful old vehicles are so cherished with amazing numbers turning up at rallies nationwide. The front of the Tin Lizzy is championed with the sharpest focus and shows those lovingly polished brass headlights. This strikes as a record shot, the windscreen obscuring the drivers face is not ideal I think. It might be worth a tight crop round the front wheels and radiator to have a more creative image, leaving the viewer to fill in the gaps.</p>	9	

B	<p>WALKING VERTICALLY</p> <p>The bird appears mid stride so the action has been well frozen and it is interesting to see how the tail feathers are pushed down to help grip.</p> <p>Focus on the bird is excellent with feather detail and catch light clearly visible. It is the background that lets this image down and I recommend some careful burning to tone this down. Even a vignette may help if not a Nature entry.</p> <p>Well seen and the bird itself is magnificent.</p>	18	
	<p>BEST OF OPEN</p> <p>High on the Streets of India</p>		

OPEN