














CAMBRIDGE PHOTOGRAPHY CLUB - SET

COMMENTS	Pts	IMAGE
<p>BEE VEYVY VEWY QUIET - We thought this a striking wildlife portrait with a strong sense of presence and majesty. The low angle is particularly effective, and the sharpness and depth of field are excellent, giving the stag dominance in the frame, and in the group of hinds for context. The lighting of the antlers has them stand out beautifully against the background. To strengthen the composition further, consider cropping more from the left side to place the stag slightly off-centre, which would add balance and impact. Overall, a powerful and memorable image that captures the grandeur of these animals wonderfully.</p>	17	
<p>ENTANGLEMENT...This is a bright and cheerful photo with beautiful autumn colors—reds and yellows that really stand out against the blue sky. For a beginner, it's a lovely start! One thing to work on is finding a clear "main subject" so the viewer knows where to look first; right now, the branches and leaves are spread out in all directions, which can feel a bit busy. The colors are strong, but some areas are a little too bright, which makes the details harder to see. Try experimenting with different angles or framing to create more balance and focus. You're capturing the season well—now it's about guiding the viewer through the scene.</p>	12	
<p>DOWN UNDER 3 - This image is telling us a creative story where the focus is crisp, and the lighting has been handled well, enhancing the sharpness and vibrant colour throughout. We felt the scene feels a little cramped at the edges. Try a wider crop allowing for more space to the left and including more of the dolls at the top. This would open up the composition and help the viewer engage with the narrative more fully. Overall, this is a sharp, colourful, and intriguing image that sparks real curiosity.</p>	14	
<p>ON THEIR WAY - Our thoughts are that this is a dynamic and well-timed action shot that really captures the energy of the moment. The low angle works well, placing the viewer in the scene and enhancing the sense of movement. The lifted feet add to the impact, emphasising the action beautifully. The slight tilt gives a feeling of being grounded and adds atmosphere. Overall, this is an appealing capture of fast action, full of energy and timing, and an example of storytelling through camera position.</p>	17	
<p>QUEENS OF THE CASTLES - This image has been taken from an angle looking up at the horse and rider, giving us a sense of stature and presence. We thought that to further strengthen the composition, consider cropping in from the left to reduce distractions and bring more attention to the main subjects. Straightening the timber edge of the embankment would also help balance the frame. The rider's face falling into shadow lessens the connection slightly, so watching the light direction could improve future shots. Despite these points, the horse's direct gaze and your thoughtful perspective make this an engaging capture.</p>	13	

CAMBRIDGE PHOTOGRAPHY CLUB - SET

COMMENTS	Pts	IMAGE
<p>FRIENDS - This is a well-seen black and white street image that makes good use of angle, with the subjects filling the frame and appearing strong and dominant. We liked that the choice of monochrome suits the scene well, though the exposure is slightly on the bright side and could be toned down for better balance and tonal detail. Watching the edges for small distractions and cropping them out would also help keep attention on the subjects. While having them walking toward the lens might have added more engagement, this remains a strong and effective street capture.</p>	13	
<p>MOTEL CORRIDOR - You've presented a thoughtful concept with some strong elements, particularly the rhythmic patterns in the ceiling and floor, and the leading lines that guide us through the scene. The lighting is a tad unbalanced in our opinion, it does appear a little washed out—using a smaller aperture could help retain more detail and depth. We thought that the main area for improvement is in aligning the work more closely with the set subject, as it feels as if has been taken from eye level rather than ground level. With refinement, this idea has great potential to fully meet the theme.</p>	7	
<p>STARTING POINT - This image makes excellent use of perspective, with the low angle and strong leading lines drawing the viewer's eye deep into the scene. The vanishing point and gentle curve create a sense of continuation beyond the frame, which adds interest. Focus and clarity are well managed throughout, allowing the repeating patterns and bridge elements to contribute effectively to the composition. Overall, we found this a well-composed and engaging photograph with strong visual impact. Well done.</p>	18	
<p>BEST IMAGE OVER BOTH SUBJECTS - STARTING POINT. <i>(the highest aggregate total score)</i></p>	18	

CAMBRIDGE PHOTOGRAPHY CLUB OPEN

COMMENTS	Pts	IMAGE
<p>REEF FISH - This is an interesting underwater scene with a pleasing diagonal alignment of the fish that adds flow to the composition. In our opinion, the chosen angle works well, but a closer crop could give the subject more impact and presence. To us, the focus feels a little soft, and the overall green cast flattens the colours. Adjusting white balance or removing the cast in post-processing will help the fish's natural tones stand out more vividly. Despite these points, you've captured an engaging and well-seen moment beneath the water.</p>	12	
<p>BEACH DAY OUT - We liked the impact and how it instantly conveys a sense of fun with the ladies clearly enjoying themselves. The energy and spontaneity come across strongly, making it engaging for the viewer. The scene does feel a little cramped, with some ladies cropped by the frame, and it's worth considering whether a slightly wider (or tighter) crop would improve the balance of this busy composition. Overall, this is a lively and creative capture that leaves the viewer smiling and engaged.</p>	16	
<p>THE MAJESTICAL LEMUR - This is a delightful capture of the lemur, with sharp focus and beautiful catchlights in the eyes that immediately drew us in. The placement of the eyes on the thirds works very well, and your use of depth of field ensures the subject stands out. The background bokeh is attractive, though slightly bright around the right ear; it could be toned down or similarly, softening or simplifying the background would strengthen focus on the lemur. Overall, a charming and well-executed wildlife portrait that showcases both character and detail.</p>	17	
<p>HYDRATION - You've done well to spot and capture a strong, vibrant subject, with the bold red immediately grabbing attention. We feel the colour impact is excellent, adding a sense of tension and energy. To strengthen the composition further, consider straightening the image and leaving a little more space above and below the hydrant so it isn't cramped at the edges. This would help the shape feel more complete and balanced within the frame. Overall, it's a colourful image with great visual punch that immediately draws the viewer in.</p>	10	
<p>LONELY WALK - You've captured a scene with lovely leading lines and repeating paving patterns working beautifully to naturally draw the viewer's eye to the far entrance. In our view, the sky makes a strong presence so consider cropping down from the top to strengthen the composition and place greater emphasis on the pathways and patterns. We think the lighting is a touch flat, and experimenting with the shutter speed or the aperture settings could give the colours a boost. Overall, this is an inviting image that portrays its subject effectively.</p>	13	