











CAMBRIDGE PHOTOGRAPHY CLUB - CURVES AND/OR LINES

COMMENTS	Pts	IMAGE
<p>ARCH - We felt this is a very pleasing image with a lovely autumnal palette and strong leading lines curving in from the left. To enhance its visual balance, consider straightening the bridge and rotating the image so the road runs horizontally, which would help ground the composition. Slightly increasing colour saturation could add vibrancy without losing the natural mood. The textured, lichen-covered surface adds character, but clarifying the bridge's destination could help guide the viewer's eye more intentionally. Overall, we thought this is well-seen with strong potential, and you've captured the mood of the season beautifully.</p>	16	
<p>BEHIND THE LINE - You've done well to get low for this shot—it's a strong compositional choice that brings a unique perspective and draws attention to the subject. The line of cars effectively meets the competition theme. However, the image feels a little narrow, and a wider crop might have provided greater visual impact and balance. While the current framing may seem unusual, it does suit the brief, and your eye for the subject is commendable. We thought this was well executed and demonstrates creative decision-making.</p>	11	
<p>COLD CURVE - We thought you've handled a complex and visually busy subject well—this type of shot is challenging, and your tight cropping and use of creative curves and lines show strong compositional awareness. The interplay between light and shadow adds intrigue, though some of the girders appear slightly overexposed and could benefit from more tonal control in post-processing. Consider guiding the viewer's eye more clearly through the scene to avoid visual confusion. That said, the arch draws attention effectively, and overall this is a bold and well-seen image with good impact.</p>	17	
<p>DRAW A LINE OR HOOF IN THE SAND - This is a well-composed image with pleasing curves and shadows that add subtle depth and visual interest. The gentle line of the track effectively guides the viewer's eye, but the image would benefit from a stronger focal point to hold attention—perhaps a subject such as a figure or animal on the path. Straightening the horizon would enhance the overall polish of the composition. We felt you've created a tranquil and inviting scene with good use of natural shapes and tones—nicely done.</p>	13	




CAMBRIDGE PHOTOGRAPHY CLUB - CURVES AND/OR LINES

COMMENTS	Pts	IMAGE
HAHEI HOOKS - This is a creative and colourful image that makes great use of an unusual subject and pleasing curves. The depth of field is well handled, with subtle tones that support the overall mood. To improve the composition, consider cropping out the light area of the building on the left and reducing the prominence of the concrete path, which currently draws the eye away from the subject. Also, take care with masking in complex areas to ensure a clean finish. We thought this showcases both creativity and awareness, so keep at it.	14	
JUGS AND REELS - This image is full of visual interest, with plenty of engaging lines and curves that draw the viewer in. To enhance its impact, we would consider increasing the exposure and contrast slightly to add more depth and definition. The flax on the left tends to dominate and distract—cropping or reframing to reduce its influence could help. Including a little more of the elements at the top right might also strengthen the balance and storytelling. Despite these small refinements, you've captured an intriguing scene with lots of character—well observed and creatively approached.	15	
MOZIAC'S - This is an engaging image with strong compositional elements—the curved beams create a pleasing sense of perspective and depth, while the vibrant colours and sharp focus add to its visual appeal. To further enhance the composition, consider cropping a little from the left side to tighten the framing and reduce any visual distractions. The scene invites curiosity about its location, which adds an extra layer of intrigue. Overall, thoughtfully executed photograph that draws the viewer in.	14	
ROAD LESS TRAVELLED - This image makes excellent use of available light, creating a moody and atmospheric scene. TWe liked the curved tyre tracks providing strong leading lines that guide the viewer's eye toward the distant figures, adding depth and narrative interest. To further strengthen the composition, consider cropping the bottom slightly to remove the distracting seaweed, to help maintain focus on the key elements. The light, colour, and perspective are all beautifully handled—this is a thoughtfully composed image with real visual impact. Well done!	17	

CAMBRIDGE PHOTOGRAPHY CLUB - CURVES AND/OR LINES

COMMENTS	Pts	IMAGE
<p>RUST RING - We felt this was a thoughtfully composed image, with the curved steel ring nicely complemented by the surrounding ferns and organic material, which add narrative interest. The textures of the metal, wall, and foliage create a rich visual contrast. To enhance the image further, try adding a little more contrast to the ring itself to define its shape and give it more presence within the frame. This small adjustment could help strengthen the overall impact. A lovely find and a strong example of seeing beauty in everyday details—well done!</p>	17	
<p>BEST IMAGE OVER BOTH SUBJECTS (<i>The highest agregate scores from all panel assessors</i>) - ROAD LESS TRAVELLED</p>		

CAMBRIDGE PHOTOGRAPHY CLUB OPEN

COMMENTS	Pts	IMAGE
CHICKEN OR EGG - We found this to be a clever and imaginative creation that demonstrates both creative thinking and confident post-processing skills. The concept is visually engaging and leans into fantasy effectively. One suggestion for enhancement would be to consider including the tail or another element to fully complete the subject, helping the composition feel more resolved. Nonetheless, this is a strong and distinctive piece that shows a bold and original approach—well done on pushing the boundaries of creative image-making.	16	
DAVID - This is a well-captured and sympathetic portrait, with sharp focus and an engaging subject. To strengthen the image further, we would consider cropping out the white cord on the left and trimming the right edge to just past the collar to remove visual distractions. The reflections in the glasses are a little strong and slightly blown out—reducing these in post-processing would help draw more attention to the subject's eyes. A touch more light on the face could also enhance the overall impact. Nevertheless, this is a warm and well-seen portrait that shows good technical ability.	13	
LOW FLYING - This is a lovely angle of the bird, and you've done well to capture it in motion—a challenge not easily met. To enhance the composition, consider a 16:9 format or even cropping tighter to bring the viewer's focus more directly to the bird, while leaving more space on the left side to suggest direction and movement. We thought the image could benefit from some adjustments in post to bring out the details in the body and the wings. Overall, this is a good capture of a fleeting moment, showing both timing and good fieldcraft.	10	
WHAT WE SEE IN THE SHADOWS - We thought this was a rare capture—especially in daylight—showcasing beautiful light through the wing, and even a catchlight in the eye. To elevate the composition further, we would consider cropping to a 16:9 format and positioning the bat on the left third of the frame to better follow the rule of thirds. Understandably, the body of the bat is obscured by the deep shadows, and we felt some adjustments in post could lift the image's impact in this area. That said, a fine piece of work capturing a striking subject.	13	