































Grade	Comments	Pts	IMAGE
A	Black Powder Shooting - This image has a lot of interest in it. There are also some good contrasts. For example the white smoke against the dark trees and the brown outfit contrasting with the green grass. The person has been placed in the right spot and the smoke shows a lot of action.	17	
A	A-Darth On Fire - Although Darth is the main subject of this image, I feel that there is enough smoke and fire to qualify for set subject. Darth is sharp and the fire colours reflect nicely in the shiny parts. The fire is surrounding him well and there are no burnt out highlights.	16	
A	Empire Of The Sun - I find this image quite fascinating. The fire is mesmerising. The speckled grey part at the top does pull my eye away from the fire as it is lighter in colour and the speckled texture is very strong. Maybe a crop down to the top of the fire would help - similar to the bottom edge. Nice exposure on the fire.	12	
A	Flashover - I do hope this is a controlled burn. You have caught the moment of the fire flash as the flames come out of the window and curl over the roof. The exposure on the fire is great and you have retained good detail. The amount of smoke gives the image an ominous feel.	16	
A	Fumigation - The light on the smoke is great as it shows up the twisting movement. I do feel that the plant is a bit dominant and feel that it should be behind the smoke for this set subject. I like your composition and the contrast between the sharp plant and the moving smoke.	13	
A	Gun Smoke - This made me smile. It is very effective. There is something about the balance of the image that is not working for me. I think that there is too much of the gun showing and not enough of the smoke. Just the barrel of the gun would have been enough. It has been well photographed and put together and the lighting is superb.	15	




Grade	Comments	Pts	IMAGE
A	Gunsmoke-6268 - This is another well crafted image but having said that I think that as there is not much in the top half of the image a square crop would have worked better. I love the lighting and the idea.	16	
A	House Warmer - Please be very careful when photographing for a set subject that your main focus is the set subject. In this image the little house is the main subject but it is saved by the fact that the fire is the focal point within the little house. The depth of field is good and the background is blurred out nicely. The exposure is good on the flame and is not blown out.	12	
A	Incense Cone-5965 - I like the diagonal composition. For the set subject we do not need to see where the smoke or fire is coming from and I feel that the most interesting part of this image is in the top right corner. I would like to have seen more of the swirls and movement of the smoke. Great lighting.	10	
A	Players By Candle Light - This scene has been nicely set up. I like where you have paced the chess pieces. The candle has nice texture and the flame, although is burnt out a little, is well placed. The bright bits of yellowy green showing through the chess pieces and on the edges need to be toned down so they are not quite so bright. Also clone out the bright white spot on the nearest chess piece. The light from the candle is enough and give a nice soft glow.	12	
A	Playing With Fire - There is good exposure on the fire as well as the person. The fire plays an important part in the image and you need the person there for context. The action shown is good as is the story.	16	
A	Safe As – Yeah Right - That's a mean machine. You have caught the action well. The exposure is right and shows great detail in the flames. Just be careful of what is in the background. I like the spectators but the writing could be toned down and the red 'open' sign is very bright. Other than that I love the story and it has been portrayed well.	16	








Grade	Comments	Pts	IMAGE
A	Slow Burn - As much as I like this image I feel it would do much better in an open section. This set subject is about smoke and fire and I think this image is about the object in the middle and the special effects on it. I do like the part with the smoke and feel that for the set subject the bottom quarter of the image could be cropped off. There is great detail in the smoke.	12	
A	Smoke Dancing - This idea is great. You have created a piece of art using just the smoke. I like the two colours used and the way you have used one bit of smoke but distorted it to suit. It certainly does look like two dancers. The base of a bit of smoke works well as does the crop.	18	
A	Smoke In Trees - I like the way the sun's rays radiate out from the tree trunk and light up the smoke. For me all the interest is in the top of the image so feel that the bottom could be cropped just above the sun so that everything radiates out from the bottom of the image. Your sharpness is good and I like the main tree being in the centre of the image.	12	
A	Smokersaurus Rex - This is another great idea and a good story. It has been nicely put together. I find that the sharpness on the dragon is good on the tail but soft on the head and it is the head that should be sharp. The fire/smoke is sharp with great movement.	12	
A	Smoking Gun - I applaud you for capturing the moment the gun went off. The person is necessary for the story but the smoke has been blown out (pun intended). There is detail in the lower bit of smoke but the main bulk of it has no detail at all. It looks like a very sunny day and that would not help with the exposure.	9	
A	Smoking Lily - This is another great idea and I like the way the smoke looks like a lily flower. For me the lily is very white and dominates the image. I like the connection from the lily to the smoke.	14	







# CAMBRIDGE PHOTOGRAPHY CLUB- Smoke or Fire - 24/07/2024






Grade	Comments	Pts	IMAGE
A	Smoky Flower - This is another image where the main focus is the flower and not the smoke. The smoke is the background. For me the flower is too bright and dominant and does not have any connection to the smoke. I do like the diagonal composition and the movement in the smoke.	9	
A	Smoky Mushrooms - When I look at this image I ask myself 'What is the story and purpose of putting smoke with mushrooms'. I cannot quite see the story or purpose. However, the image is intriguing. For me the composite does not work so well. The mushrooms and flowers are very bright and seem to be in full sun whereas if it was in the smoke the mood would be more subdued. I love the colour tones and the swirling smoke.	9	
A	Smoky Smile - My first thought on this image was that it was a modern take on the Mona Lisa. She has that half smile and a kind of mischievous look. The smoke adds to this and gives her my mystery.	18	
A	Sparks and Flame and Smoke - I applaud your excellence in putting together composite images. The story here is very strong and the way the smoke wraps around the flame has been very well done. The curls in the smoke are intriguing.	18	
A	You Can't Start A Fire Without A Spark - I like the red glow that is lighting up the fireplace. You have shown us the whole fireplace which is a quite literal interpretation. Another interpretation you could try is to go in a bit closer (or crop this image) so that the left end of the log is cut off and we see just the main flame, the grate below it and some of the brickwork behind. Your exposure is almost there but there is a small amount of blown out highlights in the flame. You have chosen a good subject.	13	
B	A Jumping Fire - I like the way you have got in close and shown us part of the fire. Be careful with bright things at the edge of the frame like the fire at the bottom. There is nice progression of flame up through the frame but a bit too much blackness at the top. Maybe a squarer crop would have been better. You have nice detail in some of the flame but are losing definition.	9	

Grade	Comments	Pts	IMAGE
B	All Aboard Old Smokey - This image tells a good story but feel it is more about the engine and it's passengers rather than the smoke. I find the blacks in the image to be very dense. Reduce the contrast and lighten the shadows. That will bring out more detail in the train and the people. The smoke tells us it is a steam train but for the set subject would like to see more concentration on the smoke.	9	
B	Cyclone Gabrielle Aftermath - It must have been a massive clean up job after that cyclone. The exposure on the flames is good with no blown out highlights and the texture and detail has been maintained.	13	
B	Dancing Devil - The title is great. It does look like a human figure. I can see a story in the flames with a large figure dominating over a smaller figure. There is a bit of blow out of the highlights and I know this is very hard to control. I like your shallow depth of field.	16	
B	Dancing Flames - I like the shapes in this image. The curved grate with the triangular pile of wood and flames. When I look at the image I wonder why some of the grate seems to be missing on the right. The log there seems to be floating. Quite often negative space works well but in this image there is too much on the bottom and sides. There is slight blow out in the flames but most of the image has been handled well.	12	
B	Fire and Smoke - The idea and story come across in this image but I feel it could have been done better. Having two equally bright focal points make you look from one to the other all the time. Making this idea into a triptych would work better with an unburnt candle to start, then the burning one, then the smoking one. Using black and white is a good choice.	9	
B	Flames and Sparks - I wonder if this is a composite. If it is then it has been put together nicely. I like the base of logs and fire and the sparks add interest to that. A little bit more smoke in the background so that there is not so much blackness could add to the feeling. Nice sharp sparks with good movement.	14	

Grade	Comments	Pts	IMAGE
B	Mesmerising - Fire is mesmerising. I can watch it for ages. I like the shapes the flames make around the log. I wonder if the bluriness is created by a long exposure but suspect that the focus was not quite right. It seems to fit between the two. For me there is too much black around the fire. I can feel the warmth coming from the flames.	9	
B	Smoke Or Fire - I feel that this image is not about the set subject but about the train. The smoke is only a minor part of the image, however it is there so I will judge it as set subject. I like the way the train tracks lead us into the image and the train and scenery are well placed in the scene. For me there is not enough smoke for the set subject.	8	
B	Vaping - Good title. There is a lot of smoke here and I like the way the sun has made subtle streaks in it. The panoramic crop suits the subject. The top of the image is very bright and could be darkened a bit making the image more moody.	12	
	Best of Set subject - Smoke Dancing		

TITLE	Comments	Pts	IMAGE	Poir
A	Delicately Frosted Ice Bubble - I like this idea. The bubble certainly looks delicate. There is a good base for the bubble to sit on and the background is well out of focus. The bubble's sharpness goes out of focus at the top but I know how small these are and it is hard to get them completely in focus. I like the light and the slightly off centre composition	19		
A	Early Training - There is a nice feel about this image. The warm colours are always pleasing and the mist adds to this feeling. The rowers are nice and sharp giving good contrast to the rest of the image. The horizon is not straight. I like the placement of the rowers in the image.	12		
A	Focus - The polo player is nice and sharp. She is certainly focused on what she is doing. This being an open subject the bigger highlights in the water could be removed so that they are not so distracting. It tells a good story.	12		
A	Hidden Cascade - This image has been well composed. The waterfall is nicely off centre and the water flows towards the viewer. The water has been nicely blurred but still retain some detail. The rocks are sharp. Good lighting for the subject.	18		
A	Maple Leaf - The colours in this image really stand out. The red contrasts well with the green. The leaf has been well placed in the frame and the leaves cascade on the diagonal. There is also a contrasting diagonal with the wood going the other way. The soft light is perfect for this type of photography.	18		
A	Misty Autumn Morning - I like the way the road leads us into the image and then we go through the trees and into the mist. The three light create a triangle shape holding the eye in the middle. For me there is a bit too much at the bottom and the leaves down there are blurry so could be cropped off. I like the word Slow on the road as we go into the mist.	16		
A	Phacelia - Your depth of field in this image is just about perfect. Most of the flowers and stamens are sharp. There are a few that are not in the bottom flower. I do find the stalk to be very bright so that could be toned down. The flower has been placed on a nice diagonal.	14		

TITLE	Comments	Pts	IMAGE	Poir
A	Poles Apart - The poles have been used well as a silhouette image. The frame seems to be very long and all the interest is in the bottom half. I think that it would work well as a square crop. The top could be taken down to the second power line and the bottom could be cropped as there is too much black base. The colours are lovely and the bird is added interest.	13		
A	Rotorua Sunset - Beautiful colours. The graduation of the colour is nice and smooth. The placement of the wharf in the centre works well but I would like to have seen the horizon line a bit higher in the frame eliminating some of the sky. There is excellent sharpness throughout.	17		
A	Summer Honey - I like your composition and the bee and flower fill the frame well. Be careful chopping off small bits of the flower though as the petals are just touching the right hand edge. The bee stands out well but the highlights are just starting to break up and are going speckly. There is also quite a bit of noise in the background but it is nicely out of focus.	12		
A	This Is Mine - The hawk's face and in particular the eyes are super sharp and that direct glare is wonderful. You have captured the hawk mantling its prey. An excellent story being told and you have handled the sunny situation very well.	18		
B	Blue Stripes - There is some layering going on in this image. Firstly you have the foreground with the man and the stripes then the midground with the bike and car then the background with the building. I look at the man and follow his gaze but when I get to where he is looking there is not a lot to see. The image is sharp and well composed but seems to be missing an element where the man is looking.	9		
B	Buller's Mollymawk - I like the diagonal of the wings in the image but feel that you needed to show the whole wingspan as that is a feature of these birds. Also composition wise, the lower wing leads me into the image but the higher wing leads me out. The tail of the bird is a little blown out. The sea has some nice texture in it.	8		

TITLE	Comments	Pts	IMAGE	Poir
B	Forest Flow - This image has been taken by a competent photographer. The composition is spot on and the static parts are pin sharp. There is good flowing movement in the water. I find my eye going to the top part with the white sky. If you cropped the top off to eliminate the white then the composition would be all wrong so fill in the white areas with some greenery using the clone tool. The light is lovely with no harsh shadows.	15		
B	Hello World - There is a pleasing diagonal composition here. Unfortunately the butterfly is not sharp. A shallower depth of field could also have been used to blur out some of the background. Lovely colour contrasts.	7		
B	On Duty - This image gives me the feeling of being at the seaside. The seagull is lovely and sharp and you have maintained feather detail in the bright sun. The composition could be improved. For any birds, animals, people etc it is better to have more room in front of them than behind. This image has less room and that gives the feeling of being cramped. It looks like you wanted to show us the post in the background but this is not necessary for the story. I love the light colours and the intense glare of the seagull.	11		
B	Opposites Attract - I like the idea of this image but wonder if the story could have been portrayed better. I like the look of the wooden fruit and the box but feel that having just two fruit does not work. An arrangement of three with some interaction would be more interesting. Try a vignette around the outside to darken that area which will help to keep the eye in the middle of the image. The fruit have been lit well.	9		
B	Platycercus eximius Eastern Rosella-2024 - The eye is lovely and sharp and the colours stand out well. The story has been told well. For me, my eye comes into the image at the tail and is blocked by the out of focus branch covering it but then I take in the bird and apple. The feathers have great detail in them.	13		
	<b>Best of Open - Delicately Frosted Ice Bubble</b>			