































TITLE	COMMENTS	AWARD	IMAGE
Australasian-Gannet	I think this is a good attempt of a gannet in flight. The bird is positioned nicely in the composition. The depth of field is great with the blurred background. The gannet is not in focus apart from the tip of the wing on the right. Try focusing on the eye or head and increase your shutter speed to keep everything nice and sharp. Acceptance		
Bee	Good depth of field - the background is nicely out of focus with lovely muted colours. To improve this image, you could try cropping in much closer to the bee, as that is the main story. This would bring out more detail in the flower as well. The bee is not quite sharp enough, try using a slightly higher ISO to speed up the shutter speed as the bees are always moving. Acceptance		
Cicada-nymph-exoskeleton	Good detail on the cicada exoskeleton all the way through. I like that fact you can even see the hairs on the body clearly. The image is a bit dark. This could be improved by lightening in post-production. Highly Commended	Highly Commended	
Dotterel	Nice close up image of a NZ Dotterel. The photographer has got down nice and low to take this shot. I feel that that dotterel is too central in the composition. Perhaps leave some space on the left for the bird to 'move into'. I suggest you try to lighten the eye area to bring out a catchlight in post production Watch out using shadow/highlights/sharpening - this has left a white halo around the bird which lets the image down. Not Accepted		
Gum-Emperor-Moth	Moths are fascinating to photograph and often have details that are rarely seen by the eye. The Gum Emperor moth is one of our bigger moths with a wingspan of up to 10cm. Your image has been taken straight on but there isn't enough light to bring out the detail. Try lightening the moth in post production, especially around the eye area. You could also increase your F stop a little higher, to make sure all the moth is in focus, not just the front. This would give more wing detail. Not accepted		
harrier	Good attempt of the harrier in flight. There's a nice angle of the bird and the composition is good. The bird is not in focus, and no eye is included. I suggest increasing your ISO to freeze the movement of the harrier allowing the feather detail to be captured. ISO increases your shutter speed. Not Accepted		

TITLE	COMMENTS	AWARD	IMAGE
Hoar Frost Kellands Ponds	Lovely serene image with nice winter lighting. Great reflections and a lovely leading line on the left taking your eyes up to the back to view the full scene. The hoar frost contrasts nicely with the colour of the trees. I suggest you crop out the sticks that are visible on the left hand side of the image. Highly commended	Highly Commended	
Hoiho_Puddle_Jumper	Great action shot of the Yellow Eyed Penguin with a nice splash of action in the water. The Hoiho come into shore late afternoon/dusk when the light can be challenging. The Penguin is not sharp at all which is important in a nature competition. I suggest you increase your ISO to compensate for the shadows which would help with the sharpness of the image. Not Accepted		
Honey_Bee_Apis_mellifera	Wonderful image of the honey bee. The bee and the flower is pinsharp. Great depth of field with the flowers in the background nicely blurred. The image has complimentary natural colours and is really lovely to view. Honours	3rd Honours	
Hyena-with-a-Kill	Fabulous image of the Spotted Hyena with its kill, with the vultures waiting for the share. They have a complex social system, in which the females take precedence, and they won't share their kills with their mate until they are finished. The Hyena and her kill is sharply focused with wonderful detail. Lighting is lovely and it's great to see in their natural environment. - Honours	1st Honours	
Kotuku_Fishing	Good catch - both for the Heron and the photographer. The reflection is lovely and the heron and its fish is in focus. Try bringing down the highlights in post-production to help bring out the feather detail on top of the herons back where sunlight has rested. - Accepted		
Lichens-with-Orange-Pore-Fungi	Well seen image of the Orange Pore Fungi with lichen. In my opinion, the image is too dark. Try using a reflector, or lighten it in post production. Some of the Orange Pore fungi is not in focus. I suggest that perhaps a better composition may have worked by reducing and focusing on a smaller selection of the fungi. Not Accepted		
Morning Walk in Humpridge	Lovely greens and mist in the bush. Good composition. The image is not in focus, but not enough to be intentional camera movement, so this lets the image down. I suggest using a tripod to hold the camera steady, or increase your shutter speed. Not Accepted		
New Zealand Falcon (Falco novaeseelandiae)	Great action flight shot of the NZ Falcon with lovely feather detail. Good composition and the lighting is good. This bird is obviously trained and domesticated that is probably kept in captivity as per the harness attached to the birds feet. Banded birds are okay, but harnesses are not in a Nature Competition. Not Accepted.		

TITLE	COMMENTS	AWARD	IMAGE
New-Zealand-dotterel-Charadrius-obscurus	Lovely close up of the NZ dotterel. Great lighting and lots of feather detail. The background is lovely and helps the bird stand out. Good catchlight in the eye. Honours	Honours	
NZ-Dotterel	Good depth of field and the bird is sharp with lot of feather detail. I suggest waiting for the bird to turn, or for it to lift a leg, or even pull something out of the sand to eat which would make for a more interesting composition. Try lightening the eye area to bring out the catchlight, which would bring this image to life. Accepted		
NZ-Dotterel-Preening	Lovely feather detail and nice lighting on the bird. Good depth of field with the background nicely out of focus. In my opinion this image would be improved if the bird wasn't so central. Accepted		
On the Fringe	Interesting rock formation and I like the use of the two triangular areas in the foreground and background. The title of the image in this case lets the image down. In a nature competition, the title helps the viewer interpret what the nature story is about. Is this image about the fringe? Or is it about the rock formation? In my opinion the 'fringe' is blown out, and not sharp, which lets this image down. The light is only on the small part of the grass fringe, leaving the rest of the rock face in shadow. Not Accepted		
paper- Wasp-house-of-cards	I always think that wasps nests have fascinting shapes and are an interesting subject to photograph so you have picked an excellent subject for nature. Watch those blown out highlights - this could be improved by reducing these in post-production. In a nature image, it's always important you subject is pin sharp. Try decreasing your f stop, and maybe coming out a little so you're not quite so close. You can always crop later. Insects tend to move around quite fast, so an increase in shutter speed can also help, as well as a higher iso. I encourage you to go out and practise more with different settings with your camera. Not Accepted		
Pied Shag Phalacrocorax Varius	You've caught the pied shag in a lovely pose. Lovely lighting and the feather detail is superb. In my opinion the image is let down by two things, firstly, the feather detail on the left wing is not as sharp, and you've missed the foot. To get the wing in focus, an increase in your F stop would have helped this. - Accepted		

TITLE	COMMENTS	AWARD	IMAGE
praying-mantis	You have caught the praying mantis in an unusual setting. The Mantis is sharp and with good detail and I like the good depth of field and contrasting colour of sand making your subject stand out. Your presentation of panoramic format is unusual, and in this case I'm not sure that it adds to the image. In my opinion there is too much negative space on the right, and by cropping in closer would make the details stand out more on the insect. Accepted		
Rainbow over Lake Pukaki.	Lovely lighting on the lake and drama in the coming storm, accentuated by the full rainbow. Don't you love the aqua coloured water that Lake Pukaki presents to us? In my opinion the image could be improved by cropping out the shadowed foreground to just under the old tree stump. This would strengthen the composition by taking the horizon off the middle. I also feel there's a loss of detail in the sky and horizon - I wonder if you may have used a de noise program, but it was over done. Not Accepted		
Reef Heron (Egretta sacra sacra)	Excellent image of the Reef Heron fishing. The lighting is beautiful, the detail on the bird is superb. The depth field is good and that splash of water from fishing gives action. Honours.	2nd Honours	
Sex-Tern	Great action shot of the White Fronted Tern mating. Their populations are in decline, so I hope their action pays off! With their black feather around the eyes, it is often hard to see the eye, however you can lighten this area in post-production which would improve the image. In my view the female is in too much shadow, so a bit of post production lightening in this area would also add to the image. Just a note on the title - in a nature competition a better title would be White Fronted Terns Mating. - Acceptance		
Shag Pied	The title should be Pied Shag in a nature competition. Lighting is good, and there is some good feather detail. In my opinion, what lets this image down is the bright halo above the bird on the edges. Either you have oversharpened in post-production, or the background has been toned down. The crop is too tight - the composition would be stronger if there were more space around the subject. Not Accepted		
Silver-Orb-spider	Just as well I love spiders or I may not have been able to sleep tonight! I love the lighting and the black background contrasts nicely. In my view the image could be cropped on the left - getting rid of some of the web, which is highlighted against the black and taking your eyes off the main spider. Perhaps a slight increase in your F stop would have got a little more detail on the forelegs. Highly commended.	Highly Commended	

TITLE	COMMENTS	AWARD	IMAGE
spot-the-elephant-on-the beach-mokau.	Mokau Beach is an interesting place to photograph, and I have many fond memories visiting as a child. The image has a good composition, however in my view the lighting is flat. Wrong time of the day with bright sunlight and strong shadows on the rock. The horizon is not straight which is really important and easily rectified in post production. The fern in the bottom right corner is distracting. Try watching out for those distractions when taking the image. The title is also not fitting for a nature competition. Not Accepted		
Springbok_Praying_Mantis_Miomantis_caffra	Praying mantis has great detail and colour. The lighting is just right. Good muted background so good depth of field. Two of the legs are slightly out of focus, most probably because the praying mantis moved slightly. To overcome this, I suggest increasing your shutter speed to compensate. Acceptance.		
Waikato_foxgloves	There's a good contrast between the plants and the sky. The plants are sharp and detailed. In my view you've cropped too closely to the edge of the stem on the flower on the left. You also can't see the beginning of the stems of the flowers on the right. Not Accepted		
white-butterfly	Great detail on the white butterfly which is nicely contrasted by the dark background. The light is good and the antenna is sharp - something that is often hard to get with butterfly images. Honours	Honours	
White-faced-heron-Egretta-novaehollandiae	Great catch, both for the Heron and the Photographer! The fish in the beak is sharp and detailed and well caught. But overall the image is soft. In my view the image is let down slightly because of the blown highlights on the head of the Heron. You could try toning these down in post-production. Accepted		