
















GRADE	SET>TITLE	COMMENTS	Pts	IMAGE
A	A CUP OF WIND	The placement of the cup makes good use of the rule of thirds and the exposure has been handled well given the brightness of the light. I didn't feel however, that the large area of grass used as the "negative space" in the image, enhanced the image overall. The cup is a bit too close to the ground and touches the grass which doesn't truly support the title of the image either. If the cup had been blown higher and a sky background used with the grass at the bottom of the frame the image may have been more successful. <b>.Accepted</b>	9	
A	BLUE BUILDING	The empty blue half of the image works well as negative space as it provides balance and prevents the windows (if presented without the negative space) from having no particular centre of focus i.e. the windows are too similar to each other for any one on its own to become a focal point. As a group they become the main focal point together. The Ariel at the bottom of the image also serves to connect the two halves and make the image appear as one image rather than two. Excellent exposure and focus, well put together image overall. <b>Honours</b>	17	
A	GREYDAY	The vast amount of sky and large empty area of sea in the foreground in this image makes the shed on the pier appear small and almost insignificant to its surroundings, which in turn increases the impact of the image. The use of flat light also helps the shed disappear into its surroundings. Including a bit more of the darker pier, to me, would have helped lift the image, as at present the pier and shed are very close to the edge of the frame which makes the negative space appear a bit on the large side. Good choice of exposure and focusing. <b>Highly Commended</b>	14	
A	HE'S HERE	The female in the image has been placed nicely on the third and the white lines lead the eye into the image. To me the female is a bit small in the frame which reduces her importance to it overall. I also felt the texture of the large backdrop did not add anything meaningful to the image in terms of understanding the location or what may have happened next. The flat light on the negative background space has also not helped to add any interest to this very large area. The smile on the females face does successfully add some emotion to the scene, and the focus and depth of field has been handled well. <b>Accepted</b>	9	





GRADE	SET>TITLE	COMMENTS	Pts	IMAGE
A	HILL CREST	The contrasting bands of light, shade, texture and large area of sky work compositionally well together in the frame. The negative space of the sky allows room for the viewer to consider each of the 3 main elements across the width of the image at their leisure. I did feel that the central element of the bush, the chair and what appears to be a bird seem to merge together and as a result, become somewhat confusing to the viewer. A bit more separation between these items may have created a more pleasing image. Well handled exposure for a black and white image. <b>Highly Commended</b>	14	
A	I CAN SEE CLEARLY NOW	There is a lovely contrast between the white feathers and blue sky in this image and the vignette of the sky also helps to frame the image as a whole. The negative space of the sky area allows the viewer to imagine the bird looking well off into the distance and adds to the image. I did feel that the position of the bird could have been slightly more into the frame as it is uncomfortably close to the right edge and makes the eye start to drift out of the frame as a result. Nice focus and good choice of exposure. <b>Highly Commended</b>	14	
A	ME MYSELF I	There is a very shallow depth of field in this image which I felt adds drama to the negative space by creating a sense that the environment of the shag is very vast. The placement of the shag has been very well handled to allow it to sit comfortably in the frame. The subdued light fits well with the pensive expression on the birds face. Altogether a very well put together image as each component supports the whole and is in keeping with the image title. <b>Honours</b>	19	
A	ON GOLDEN POND	Compositionally I felt the birds are a bit too central especially due to the mostly vertical alignment of each. If the birds were in more of a circle this may not have been as much of an issue. There is a large amount of detail in the negative space which competes with the birds for the viewers attention rather than focus the eye on the birds themselves and I felt excluding the vertical bands at the top of the image may have created a more pleasing view of the main subjects. Nice exposure and colours throughout. <b>Merit</b>	14	





**CAMBRIDGE CAMERA CLUB - NEGATIVE SPACE - 27/04/2022**

GRADE	SET>TITLE	COMMENTS	Pts	IMAGE
A	PIONEER	Although the negative space of the sky of this image is nicely exposed and contains subtle and interesting cloud detail I felt it didn't enhance the image overall. The central placement of the shed and its relative size within the image stops the viewer from enjoying what appears to be a lot of very interesting detail in the shed itself. The power poles do give a sense of the modern overtaking the old however they also make the eye bounce back and forward between the two on either side of the frame with further distracts the eye away from the old building. The sky doesn't help resolve either issue. A very interesting location which would warrant another visit if possible. <b>Accepted</b>	9	
A	SUNSET GLOW	This image has a reasonably pleasant dusky glow to it and interesting detail in the upper area of the sky. I felt the negative space around the sun itself was a bit too large and overwhelms the sun as a focal point. Ideally negative space should help focus the viewer on the main subject rather than distract them away from it. Cropping the image into a square around the sun would go some way to increasing the power of the focal point by increasing its relative size in the frame and allowing the negative space to support and enhance it. <b>Merit</b>	12	
A	TERN TO FLY	The negative space in this image provides an area for the bird to fly off into, however the central location of the bird within the frame serves to reduce this sense of space. The object directly behind the bird is a very distracting component which I felt doesn't add to the image overall or help tell a story. Cropping of the image to include only the bird and the squiggly metal and bolt, to me, would help improve the composition. Adding and alternative colour to the negative space other than white would also help make the bird stand out from the background. Nicely focused. <b>Accepted</b>	10	





**CAMBRIDGE CAMERA CLUB - NEGATIVE SPACE - 27/04/2022**




GRADE	SET>TITLE	COMMENTS	Pts	IMAGE
A	THAT TREE IS SPRING	The negative space of the foreground water helps add a sense of the tree reaching for the sky in this image. It has been nicely composed with a good horizontal balance between the contrasting snow on the left and hills on the right. Although some may feel the cloud in the right hand corner is distracting, without it the image is considerably more simple as a whole. Including or excluding the cloud may be a matter of opinion amongst viewers. Leaving it in balances the negative space up and provides a companion for the tree. Removing it, makes the negative space stronger in the image and makes the tree appear more solitary in its surroundings. <b>Highly Commended</b>	15	
A	TUMBLEWEED	There is nice placement of the weed within the frame and I felt the addition of the white spot to the right encourages the viewers eye to wander around the frame and in turn notice the very subtle detail of the ice especially in the lower area. To me the addition of what almost appears as footprints across the top area draw the viewers eye out of the frame and away from the weed itself. As such including this area is not necessary or helpful. There is good focus and excellent choice of exposure to reveal the detail within the negative space area. <b>Accepted</b>	10	
A	WINTER MORNING	The use of a square frame and diagonal placement of the tree branches across it works very well in this image to create a balance between the various components. The negative space of the left diagonal area also has sufficient detail within it to add a sense of place to the image but not distract from the main silhouette. The light of the day and exposure also adds a strong sense of mood to the image overall creating a very successful and pleasing view. <b>Honours</b>	17	
B	ABOVE THE CLOUDS	The negative space of mist, at first glance makes this image is very compelling and grabs the viewers attention as it appears that a strange light has appeared in the sky. Once it is realised that the light is actually a lake in the distance however, the mystery is very quickly resolved. The out of focus foreground then becomes the focal point given the detail in the mist is not interesting enough to maintain attention for long, nor does the lake in the background, as it also lacks detail. A slightly lower viewpoint on the grasses and greater sharpness in this area may have helped hold the image together for longer. Nice spotting of an unusual scene in the first instance however. <b>Accepted</b>	10	

GRADE	SET>TITLE	COMMENTS	Pts	IMAGE
B	ALONE WITH MY DOG	The negative space of water in this scene may have been more effective if it was horizontal as it would have provided space for the paddle boarder to move in to. Having the negative space exist in the vertical, to me, does not add to the image overall. The person is also somewhat out of focus which quite quickly becomes a distracting factor. The exposure has been handled well and there is a satisfying texture in the water. <b>Accepted</b>	10	
B	HARRIER	This image has been nicely cropped and placement of the bird on the slightly off centre diagonal works well. The wing feather detail in particular is very sharp and well exposed. Although the negative space allows the bird space to fly free that fact that its head is turned away from the camera is somewhat frustrating from a viewers point of view and distracts from the image overall. The subtle detail and pleasing colour of the background unfortunately can't overcome the lack of connection with the bird. <b>Merit</b>	13	
B	ONE IN FIVE	TOP IMAGE OF THE NEGATIVE SPACE COMPETITION Exceptionally good use of negative space to add drama and impact to very simple and common place objects. The slight diagonal of the white clouds and also of the building wall/roof create a funnel which directs the eye to the 5 red pipes. The white cap of the second pipe becomes accentuated by the white of the clouds and this makes it pop in the frame. The subtle texture in the clouds prevents the negative space area from being to bland and allows the texture of the building to be more noticeable. All round excellent work. <b>Honours</b>	20	
B	PANES AND IRON	The somewhat jagged and sharp looking shapes in the window frame, to me, are not enhanced by the somewhat pastel colour and subdued light on the iron of the shed. The triangle hole on the right I felt, is also too small to act as a balance to the window. Altering the colour digitally and cropping vertically to before the hole on the right and a small vertical section off the left edge (to make a square image) would allow the lower door-like piece of iron to balance against the window. The focus and exposure have been handled well for the subject matter. <b>Merit</b>	13	

GRADE	SET>TITLE	COMMENTS	Pts	IMAGE
B	PIWAKAWAKA IN HARAKEKE	A very well exposed and focused image of a bird, with a nice catch light in the eye and inclusion of the vegetation from its habitat which creates a sense of place. The negative space of the out of focus background helps accentuate the bird and keeps the viewers eye focused on it. I did feel that the placement of the bird is a bit too central in the image and that including more background below and to the right, (so the bird and its vegetation is closer to the third) would enhance the image greatly. It would also create a larger space for the bird to be looking into. <b>Highly Commended</b>	14	
B	SUMMER SKY	The polarised blue of the sky and silver of the roof creates a strong graphical contrast in this image. The end diagonal of the roof line almost succeeds in creating an end to the symmetrical shapes of the windows, however there is no particular place for the eye to truly rest on. Given the vast area of the negative space of the sky lacks detail I felt that trimming the right sloping end off to create a square image, makes the image a bit more pure graphical in nature and it becomes somewhat more pleasing to the eye. Exposure has been handled well and there is good focus throughout. <b>Merit</b>	13	
B	THREE GODWITS FLYING AT SUNSET	A very good use of negative space to give the birds room to fly. The variation in wing stroke between the birds creates a very interesting study of their flight and the subtle glow in the background and good lighting on the sea and far shore all come together to create a very pleasing image. There is a good amount of negative space to allow each component to be enjoyed separately and still allow the image to come together as a whole scene. <b>Honours</b>	19	
B	WIND WAND NEW PLYMOUTH	A very simplistic image which is beautifully enhanced by the negative space around it. There is relatively few details in the negative space but this is totally in keeping with the object being photographed and helps accentuate the wind wands simplicity. The variety of grey and silver tones in the image work well and reveal an excellent choice of exposure and there is good focus throughout. <b>Honours</b>	19	







GRADE	SET>TITLE	COMMENTS	Pts	IMAGE
C	BEACH BOY	The placement of the child and the gull on the thirds of the frame works well in this image and the negative space between them allows space for the child to run into. The rest of the image provides the environmental information to provide a sense of place. The exposure is a bit over as there is no detail in the surf but the sand is exposed well. In these bright day shots with high contrast elements a graduated neutral density filter can help balance exposure as can shooting in raw and using digital software to balance different areas after the fact. <b>Highly Commended</b>	14	
C	GLORIOUS BIRDS	The dappled background of the image helps silhouette the bird, however, as the water is brighter than the bird it draws the viewers eye more so than the bird itself. The bird is also somewhat under exposed which makes it hard to see the detail. The placement of the bird could also be a little bit higher in the frame. The branch acts as a nice visual lead in to the bird although removal of the first long piece of bark dangling down would enhance this and prevent the eye from going out of the frame. <b>Accepted</b>	10	
C	HERE FISHY	A very pleasing silhouette of a fisherman in action. The negative space has been well exposed and reveals the end of the line floating above the water. There is a good use of empty space which includes detail to support the main character. The shadows behind the man speaks to the depth of water he is standing in and the ripple of the water beyond speaks to the activity of the fish below. The negative space has been very well balanced in volume to enhance the image and the story it tells. <b>Honours</b>	17	
C	KATIE	The negative and very black space accentuates the subject of the image. The use of full frontal light is in keeping with the stark and non-emotional look on the ladies face and the shape of the sofa provides an interesting journey for the viewers eye. Although the image may have withstood a slightly closer crop I didn't feel that the negative space was excessive. I did note however that on different computer screens there is a noticeable area of curtain on the far left hand side which may be better to have left out or darkened down. <b>Highly Commended</b>	16	




GRADE	SET>TITLE	COMMENTS	Pts	IMAGE
C	LAMP POST	I particularly enjoyed the contrast between the silver and black power cables in this image and the bird being placed in the juncture between them. In comparison to the lines and bird, I felt the power pole is excessively heavy in appearance and not actually needed. If it were my image I would only present the right hand side and exclude some of the bottom most cables to create a criss cross pattern. Doing this to me, creates a better use of the sky as a negative space and makes the bird the stronger and more dominant feature of the image. The image has been exposed well and you have done well to spot the contrast within the cables in the first instance. <b>Accepted</b>	10	
C	LINES	The use of negative space in this image has been handled very well as has the separation of the birds across the lines as this gives each its own place to be. Keeping the lines on a slight angle also stops the image becoming too horizontal and therefore 2D. Unfortunately it appears you have had quite a few dust specs on either your lens or sensor which has resulted in many very distracting specs and marks across multiple parts of the image. These can be readily removed via computer software and I would recommend this is done, as it is primarily these specs that let this image down. Lightening the image slightly would also help as it is a little underexposed. Nicely spotted though and excellent use of the negative space. <b>Accepted</b>	10	
C	MT TARANAKI	I felt this image does have quite a mystical feel to it overall however the negative space of the sky is a bit too similar in colour and tone to the mountain itself and therefore the mountain almost disappears in to it. A very slight increase in contrast would allow the mountain to remain the main focal point but still maintain the misty mood and feel of the image. The greyer detail in the upper clouds is also pleasing and balances well with the cloud in the bottom left corner. <b>Merit</b>	12	









## CAMBRIDGE CAMERA CLUB - NEGATIVE SPACE - 27/04/2022





GRADE	SET>TITLE	COMMENTS	Pts	IMAGE
C	YES	The stark white of the negative space contrasts nicely with the lack of light on the models face and adds to the sense of her hiding behind her glasses and focusing on other matters prior to the interruption. As such this allows the negative space to add to the story being told and also successfully breaks a rule of thumb that states that a person's eyes should always be lit in a portrait to allow more connection with the person. The tattoos on the girls arm and the netting of the veil behind also balance each other out nicely and help create a pleasing composition. You have also done well to include her left elbow in full rather than crop part of it out as this helps lead the eye around the frame. <b>Highly Commended</b>	16	

GRADE	OPEN>TITLE	COMMENTS	Pts	IMAGE
A	BARN OWL	A superb image captured in soft light which has allowed feather detail to be well captured and resulted in a soft catch light in the eye of the owl. This a lovely portrait of the owls head although it would have been nice if the full tail of the mouse could also have been included. The fact the guts of the mouse have been devoured already does tell a story of the eating habits of the owl. The blurred background keeps the focus on the owl and avoids distractions. Excellent work. <b>Honours</b>	18	
A	FAITH IN NATURE	An interesting garden view which contains a considerable amount of detail. Although the upper arms of the arbour help encapsulate the scene, the very central table and lack of visual connection of this to the surrounds makes for a awkward visual journey and I found my eye kept jumping around the frame. The choice of exposure has resulted in an interesting lighting effect in the upper half of the image but has also resulted in the white table top lacking any detail at all. A good attempt at creating a unique scene but I felt a greater connection to the various elements was needed. Good focus and choice of depth of field for the subject. <b>Highly Commended</b>	14	
A	GANNETS FEEDING AT SUNSET	A beautifully sharp, well lit and exposed shot of a bird feeding its offspring. Both the foreground and out of focus background provide a good sense of this birds environment and the angle of the front rock and position of the birds in the frame provides a very well balanced composition. An image to be proud of. <b>Honours</b>	18	





GRADE	OPEN>TITLE	COMMENTS	Pts	IMAGE
A	GOLDEN HOUR	A lovely time of day to capture the scene. The misty emptier area on the right side helps balance the quite solid darker trees scattered throughout the rest of the image. The prime lens star of the sun peeking through the trees, although small in size, is adequately strong in the frame due to the supporting golden glow throughout the rest of the image. The larger tree avoids being a bullseye thanks to the trees behind it which diminish in size on either side. This helps lead the viewers eye around the frame. <b>Highly Commended</b>	16	
A	HI AND DRY THAT WANAKA TREE	There is a nice moody background in this image and also some pleasant light that just kisses the front of the tree. Unfortunately the tree itself is a little out of focus which, given it is the central point of focus becomes a bit distracting to the viewer. The foreground rocks create a pleasing pattern and prevent this area from being bland. Placement of the tree within the frame has also been well handled. <b>Merit</b>	12	
A	LAKE BRUNNER SUNSET	This image contains some very nice components and provides a pleasing overview of the area. I felt that creating a main focal point would enhance further. The golden sun in the background and the sky could have been a focal point but there is no easy visual path to these elements due to the large grassy area in the front of the scene and the horizontally placed fence lines, which create a barrier to this area. The image however, has been very well exposed with good balance between the light in the foreground and the sunlight in the rear. The panorama effect is also pleasing to the eye and creates a restful effect. <b>Highly Commended</b>	15	



GRADE	OPEN>TITLE	COMMENTS	Pts	IMAGE
A	MINE NOW	A well focused and exposed action sports shot which has captured the boy in brown very well. I felt the player in blue is in somewhat of an awkward body position although this does reveal the physicality of the sport. The inability to view his face or expression somewhat prevents the viewer connecting with him on a personal level. Major distractions have been avoided other than the few posters on the wall. <b>Highly Commended</b>	15	
A	NESTING GANNET	This is a nicely composed portrait study of a bird in flight however the focus is somewhat soft and therefore somewhat distracting. It would have been nice if the bottom of the nesting material was able to be included fully within the frame as the bottom does tend to pull the eye out of the frame. Exposure has been handled reasonably well as there is detail in most of the white feather areas. <b>Merit</b>	13	
A	OKERE FALLS	A very well exposed and composed action shot. The diagonal placement of the kayaker gives a strong sense of motion as does the front of the kayak being in the air. The facial expression of the kayaker shows the concentration involved in the sport. The foliage on the bank gives a sense of the environment and adds detail to the image without being distracting. The boiling water which is in good focus provides a sense of the power of the water. If there was a greater amount of water spray from the paddles or kayak as it landed this would lift the image even more so. <b>Highly Commended</b>	15	

GRADE	OPEN>TITLE	COMMENTS	Pts	IMAGE
A	RAINDROPS	A very simplistic and almost contemporary styled image of a flower which has lovely colours and tones throughout. The out of focus background provides a perfect background colour and soft texture which allows the flower to pop and avoids any distracting elements which adds to the simplicity. The exposure and lighting have allowed the water droplets to be captured beautifully and the quantity of the droplets is enough to maintain viewer interest but not too many to become overwhelming. The asymmetry of the bloom allows a central composition to work well and avoid a bullseye effect. <b>Honours</b>	18	
A	SOUTH ISLAND PIED OYSTER CATCHER	The bird has been nicely placed in the frame to allow them space to keep walking. The background is out of focus and prevents distractions from beyond the bird. Although the focus on the bird is sharp the lack of light on the face and front area makes the bird appear slightly out of focus from a normal viewing distance. The lack of light in this area has also meant there is no catch light in the eye. Exposure has been handled well and there is good feather detail. <b>Merit</b>	13	
A	TAJ MAHAL	The Taj Mahal has been partially framed by the trees and greenery particularly on the top and right hand sides although there is nothing to lead the eye into the frame. On my screen the Taj Mahal itself appears a bit on the over exposed side which has resulted in a loss of some detail and a slightly washed out appearance. The focus and depth of field is excellent. <b>Merit</b>	13	

GRADE	OPEN>TITLE	COMMENTS	Pts	IMAGE
A	THOUGHTFUL	This portrait image has made excellent use of very soft and moody lighting which is in keeping with the expression on the models face. The see through blouse has allowed light on the arm to create a balanced composition and helps lead the eye around the frame. There is also a nice catch light in the eye which allows the viewer to feel a connection with the model. I felt that a little more lighting on the right side of the models face would enhance the image further as it would bring her right eye a little more into view. <b>Honours</b>	18	
A	VINTAGE COLOURS	Compositionally, the angular composition and variety of colours works well as does the reflection of the glasses. I felt the glasses themselves may have been enhanced with the addition of some side lighting to add some shape to the glass on the left side. The addition of something for the eye to rest on would also enhance. <b>Highly Commended</b>	16	
A	WHITE FACED HERON	This is a very well exposed and well focused image of a heron on the move. The heron is a good size in the frame to make sure it is the centre of attention. As this is an open competition I did feel the scruffy weed on the right side could have been removed as it does not add anything to the image. Seeing a little more of the feet of the bird would have also enhanced the image further. The feather detail and expression on the herons face however are both superb and the colour of the sky compliments the heron well. <b>Highly Commended</b>	16	
A	WINDOW IN THE PIENZA	There are some beautiful colours and tones throughout this image due to lovely light and good exposure settings. I felt the lower empty flower trough is a bit disconnected from the window and in addition the curtain being completely closed visually locks the viewer out of the image. A horizontally framed image taken from a slight angle may have created a sense of passing by this home than being prevented from seeing within. Alternately zooming in on some of the stone and wood details may have created a pleasing study of the same. The image is beautifully sharp which does reveal very	13	



GRADE	OPEN>TITLE	COMMENTS	Pts	IMAGE
B	ADULT SWALLOW WITH INSECT FOR FLEDGLING	A wonderful image capturing adult and young in their natural environment. The out of focus background makes the birds pop in the frame and ensure they remain the centre of attention. The young bird is beautifully sharp and although the adult has very slight motion blur this gives a sense of urgency to the adults need to feed their young. <b>Honours</b>	19	
B	HYDRANGEA BLUES	To me this slightly unusual composition works very well. The upper buds and the stem leading from them creates a waterfall effect and the selective focus on the main flower creates a sense of mystery. The soft look works well with the soft pastel shades and distractions have been avoided by the out of focus background. A slight trim across the top to remove the slightly burnt out areas would help lift this image further. <b>Honours</b>	18	
B	REFLECTIONS	A reasonably well exposed image although I felt using a shadow and highlights filter across it would help lift some of the darker areas in the trees, especially in the foreground. A slight crop across the top would also keep the emphasis on the mountains and reflections in the lake rather than the largish area of white clouds in the upper left area. Focus and depth of field have been well handled. <b>Merit</b>	13	
C	LAST OF THE SUMMER	I felt the background of this image acts as more of a distraction than a help. Using a shallower depth of field would help blur the background and reduce distractions. Exposure is correct in the lower right area of the frame but a bit overexposed for the blooms and sky in the upper left area of the frame. Cropping the image so only the branch and single bloom on the upper left against the sky are included is a more pleasing composition than the whole image. Experimenting with different compositions can always help to determine what may work well. The foreground has been focused well. <b>Merit</b>	12	

GRADE	OPEN>TITLE	COMMENTS	Pts	IMAGE
C	TARAWERA SUNRISE	The central pier leads nicely into the sunlight disappearing behind the hills and the soft light on the clouds brings the viewer back around to the pier creating a pleasant visual journey. I did feel that to increase the contrast slightly would lift the image higher as it appears a bit dull compared to the light in the distance, however there is not a lot of adjustment required and some may prefer the dusky feel of the image as it is. The lake itself, has maintained sufficient detail to add interest to the middle areas of the frame. <b>Honours</b>	17	
C	TEMPT ME	The model in this image has very engaging eyes with strong catch lights and interesting makeup. I felt that the lighting used was a bit too harsh and stark and revealed too much detail in her skin. This in turn removed a lot of the mystery the author has tried to create by having the model peek over the bar. A softer light at a slight angle would have helped add to the mystery of the image. Focus and depth of field have been handled well. <b>Merit</b>	12	
c	TOMATOE GRATER	There are nice reflections of the larger tomato on the grater, which on its own would create quite an interesting image. The lower tomatoes although well lit don't appear to connect to, or relate to the larger tomato above. I also felt there is too much black around the subject and cropping in from all sides would increase the power of the red colour against the black. The focus and depth of field used is excellent. PS I am not sure if the misspelling of tomato in the title was intentional but if it was I wasn't able to make sense of the meaning of it. <b>Merit</b>	12	