


























A	BLUE STREAM	A small amount of blur has been achieved here, but a slower shutter speed with greater horizontal blur would have improved the effect. The image borders on feeling like an accidentally out of focus shot versus an intentionally designed ICM shot.	8	
A	DAZE END FLIGHT	This is a well executed ICM, it's not easy to combine subjects moving at 2 different speeds for an ideal effect. Great use of tones, and the subtle light catching on the waves provides additional interest in what could otherwise be a fairly bland bottom half. Cropping in further to allow the bird to sit on the top right rule of thirds intersection might slightly improve the overall balance.	15	
A	DOWN THE DRAIN!	A unique take on the set subject, both well titled and well executed with the circular effect, it really does feel as the bottles are going to disappear down the drain. The bold combination of white, red and green really makes the image pop.	14	
A	ESCAPED	The idea for this shot and use of ICM is clever, however I'm left wondering if more blur and a larger crop would have worked better. I'd have liked to see more of the plants and the context of the overall scene, why are the plants escaping? The colour tones are an interesting choice, but almost a little unnatural and jarring.	9	
A	FREEFALL	An image that works incredibly well as an abstract, the circular lines are pleasing on the eye and there's a sense of your eye being drawn down into the vortex. Also a fantastic use of light to dark transition. I'm left wondering what the subject even was, which makes the result all the more intriguing. This would look great printed on a wall!	17	
A	GANNETS IN MOTION	A bold choice of subject, especially against such a dark background. The white on the closer bird is a little overpowering, I'd have been inclined to try and lessen this with highlights and whites reduction, and the wing (I assume it is a wing) of the bird behind does detract a little from the bird in front, it feels like a claw coming across the face of the foreground bird. Otherwise, well executed.	12	

A	GARDEN A LA MONET	A well executed vertical ICM of a recognisable spot, and certainly earns its Garden a La Monet title. I find the top right a bit distracting and wonder whether this image would work better as a full abstract, cropping out all but the garden or at least in from the bottom right so only the pergola is visible above.	13	
A	GHOST ANGLER	An interesting choice of subject and a well recognisable background scene. I'd have liked to see a lighter exposure, especially through the mid section as it feels quite dark, and the subject isn't as well defined as it could be.	13	
A	NIGHT FLYER	I'm intrigued by this image. It could almost be a flower rather than a bird, only the 'Night Flyer' title gives us a clue as to the subject. It's a strong contrast between light and dark and the hints of yellow and green (bottom right) add some extra interest as well. I would have added slightly more exposure to let more of the green tones subtly come through.	14	
A	PUKEHINA BEACH	A similar but entirely different result to the other sunrise beach image with more diagonal blur which makes more of accentuating the wave movement. Again I'd have loved to see a much lighter exposure and use of colour to accentuate the different pastel hues across the scene.	12	
A	PUKEHINA SUNRISE	Perfectly executed in terms of shutter speed and focal length, with an incredibly smooth result in terms of the straight lines. In editing, I'd have been inclined to make the image much lighter, increasing exposure and whites as well as drawing more from the lovely blue and salmon hues with targeted colour adjustments.	13	
AA	REEDS IN ACTION	The juxtaposition of light and dark in this image makes the image really stand out. Also the use of a diagonal movement rather than directly left to right or up and down introduces a completely different feel. Possibly darkening the two lighter reeds in the bottom left may have given the image a little more balance overall.	16	




A	ROSE BURST	<p>An apt title for the image and well executed movement. This style of ICM has the ability to produce strong leading lines, and this image succeeds well in this aspect. It's a bold and striking result. The bottom left corner of the image does feel a little overpowering compared to the other three, cropping in from the left would have improved this balance.</p>	15	
A	SUNSET WHISPER	<p>This is a simple silhouette sunset scene but it has been well executed, and a really interesting result with the swirl effect which isn't always easy to pull off well. The textured sky provides an interesting 3D effect, and the edit has been done tastefully too. I remember the sunset this night, it was one of our better ones this summer!</p>	16	
A	TEXTILE BLUES	<p>I'm intrigued by what the subject is here, but at the same time also feel it lacks definition. The blue tones are quite restful but the image overall doesn't grab my attention.</p>	9	
A	THE JOURNEY BEGINS	<p>I feel as if I have suffered an electric shock looking at this image! The image seems to pulsate and shudder before my eyes. There is a good use of leading lines drawing your eye into the centre, however, the subject itself is quite indistinguishable, and feels a little unclear and undefined.</p>	10	
A	THROUGH THE PORTAL	<p>A clever blur with movement in interesting directions and a great use of light and dark e title is very apt. To truly feel like the subject is walking through the portal, it might have been better to have the subject moving rather than stationery as the hand outstretched is more of a distraction than an addition to the overall result.</p>	11	
A	TREES ON THE RUN	<p>A well executed, cleverly done zoom blur of a familiar local scene. The juxtaposition of the dark frame on the right vs the light frame to the right works really well. I do find the 2-3 dark black lines at the top a little distracting so cropping in from top left would have reduced this effect.</p>	16	





A	UNDERGROUND	It looks as if a wood texture has been applied to this image in post-processing as a result of the ICM applied which is unusual and achieves an interesting effect. I'm intrigued by what the subject of the image is, though at the same time find it hard to establish exactly what I'm looking at which in the end leaves me feeling a bit wanting. Good use of dark to light transition	10	
A	WHISPERING IN THE WIND	A delicate and delightful vertical blur effect, but still retaining a recognisable subject. The foreground yellow makes a nice addition to the white toi toi and adds extra interest. I'd have liked to see a slightly wider crop so that the trees at the top right aren't cut off.	14	
A	WHORL	Great use of a circular blur motion in this image, and being able to see the vein of the leaves adds depth. For the colour tones, a simpler two tone (i.e. removing the brighter yellow tones by increasing its luminance) and or creating this as a black and white image could have created an even more striking result.	14	
B	GANNETS	The image itself is well composed, though it is hard to tell whether the background is technically the result of ICM, or just standard blur as the result of a closely defined foreground subject with a long zoom. If the camera was moved during the shutter being released, then it's quite the achievement for the gannet to be sharp.	13	
B	LITTLE HELPER	It's refreshing to see a unique take on this set subject focused solely on people rather than the wider landscape, and the horizontal pan effect is well achieved. It's also a colourful result with the combination of the cool blues/purples against the contrast of the red New World bag. I'd have liked to see the young girl slightly more in focus if possible though that wouldn't have been easy to achieve.	13	

B	SWANLAKE	<p>This is an interesting interpretation with the diagonal blur effect, and the blur itself is well completed.</p> <p>However the relative size of the subject compared to the background means there is a lot of additional space that might have been better composed with a tighter crop around the swan, allowing the swan to take up the entire mid square of the rule of thirds grid.</p>	11	
B	THE STREAM WITH FERNS	<p>The dappled light makes this image. There is a really great transition from light to dark, and the fact you can still see the splash of water amongst the blur is quite an achievement. There's also an interesting transition between the amount of blur from top right to bottom left. The image is well framed in all corners and it's a pleasure to just let your eye rove around the image taking in the different components. This certainly has a Monet feel to it.</p>	18	
C	HAY TEDDING	<p>The blur effect matches the direction of the blades of the machinery, and the resulting amount of blur and shutter speed used is also well achieved. The image is quite busy to look at however, and lacks a sense of a distinct subject. It's quite hard to let your eyes settle for any length of time in the frame.</p>	10	
C	MONUMENT	<p>There's a strong sense of subject and an interesting blur shake or judder effect in this image. It almost looks like it has had a texture applied to it in post-processing as a result. Composition wise, I'd have liked to see more ground below the monument included and I do find the blue colour of the blur in the sky a little overpowering.</p>	11	
	THE STREAM WITH FERNS	BEST OF THE NIGHT IN ICM		



A	BRIDGE OF SIGHS- VENICE	A sharp and well composed long exposure of a very famous location. The blue sky tones make a complementary tone with the orange/cream tiles, the resulting feel of the image is very balanced colour wise. I'd have liked to see a little more sky in the shot if this was possible from this viewpoint. The vanishing point looking down the narrow canal certainly draws your eye in	14	
A	COLOURFUL LILAC BREASTED ROLLER	An incredibly sharp and colourful image, the simplicity of the composition also makes it a success. I'm always incredibly envious of photographers who can succeed with sharp bird shots. My only comment would be that the vignetting is a little strong and I'd have liked to see this not affect the tail of the bird.	17	
A	DE-PRESSED	An intriguing subject choice, I have to admit I'm not sure what it is just that it's obviously seen better days! It's a sharp image and the blue/green colour tones add interest. I've have liked to see a little wider context of where the subject is.	13	
A	HOAR FROST KELLANDS PONDS	Beautifully captured and edited, there's a strong sense of a serene and chilly winter's day. I like the diminishing row of trees though I feel the crop could have been improved as it feels there is too much space on the right and a little unbalanced top to bottom with the trees cut off. A traditional 2:3 crop ratio might have been more suited.	13	
A	STOR	A simply composed shot with good use of moody editing tones to accentuate the storm. I find the colour tones used in the clouds a little unnatural though and think the image would be better with exposure lightened a little to accentuate the transition from bottom left to top right in terms of dark to light.	10	

A	THE STRAGGLER	A bold and striking image with great use of light and shadows. The image has managed to personify an inanimate object (the leaf) well. The only change I would consider is increasing the shadows which allows the light to better reflect off the floor onto the black wall to the right as this lessens how overpowering that section of the shot is.	18	
A	THE SUN HAS SET	This image is a great example of subtle and well positioned lighting. I like the way it falls onto both the flower and the pot. I'd have been inclined to make the shadows and exposure a bit lighter but it's otherwise well edited and a very sharp image.	16	
B	CAPE EGMONT LIGHT	The hint of the mountain popping out from behind the clouds, together with a brief show of blue sky is the success of transforming this image into a 3 dimensional effect. The texture makes an interesting addition though the orange/yellow tones are possibly a bit heavy handed and a cooler colour tone overall may have balanced the image better.	13	
B	FISH CAUGHT	This is a well-timed capture with the fish mid-gulp, and is very sharp with the bird's face and feathers both well defined. To accentuate the bird further, I would have cropped in more as there is a lot of grass as well as adding a vignette to the outside to draw your attention right to it.	14	
B	FROM BEACH TO MOUNTAINS	There's a good transition from foreground interest right through to the background with the moody mountains. I'd be more inclined to keep a 2:3 crop and remove the mountains and trees to the right - this will accentuate and bring closer the more interesting mountains in the centre. The image is a little dark and could do with lightening and more contrast and vibrancy added to really bring out the lovely blues of the mountain layers	9	

B	HARBOUR SUNSET	<p>The image is well framed naturally and provides nice depth to the view through to the mountains and harbour. It's very dark though and much more could be done through editing to make the most of the lovely greens in the trees. The fact it is so dark doesn't allow to appreciate how nice the scene actually is once the whole image is lightened and highlight/shadows adjustments made.</p>	9	
B	KUMEU HOTRODDER	<p>An interesting use of light and shadow to accentuate this in-car portrait, which is well framed with the car door. There's a hint of happiness and sense of anticipation about the event that shows through in the emotions of the subject. I do find the angle of the subject's forearm a bit distracting as it doesn't look to be joined to her body, a tighter crop up towards her tattoos might have improve the balance</p>	11	
B	KUMEU SOUND CHECK	<p>This is one cool dude just chilling with his sunnies and giant Double Bass (if I got that right). It's a well composed shot with good light and he is clearly in his element, appearing very casual and relaxed. As an unposed portrait goes, it's really well captured. I'd have possibly added a vignette and applied some highlights/shadows to further accentuate him and his instrument</p>	16	
B	TUI	<p>Tuis always make a great subject with their naturally colourful plumage, and the composition of the image works well with the branch coming from the bottom left corner. Unfortunately the tui isn't as sharp as it could be, so a faster shutter speed coule help. A vignette would have also drawn the eye more into the tui, and shadow lightening applied so you can better see its eye which is a good aim for bird photography.</p>	9	



C

MYRTLE THE  
DRAGON TURTLE

There are some nice complementary green and aqua tones with little pops of white, red and orange to break up the overall green tone. Composition wise, it doesn't really grab me though, I'm not sure if that is due to the crop that's been applied or how close up the shot is, and wonder whether showing more of the surroundings would have provided better context (possibly including the path leading up to where the turtle sits?)

9



## BET OF THE NIGHT IN OPEN

