






























GRADE	SET>TITLE	COMMENTS	Pts	IMAGE
A	AUCKLAND BUILDING	I am drawn into reflections as they make interesting images. In this image focus is sharp and there are interesting elements from the reflection and building itself. For me the buildings on each side do not add a border to support the middle building. They are different designs and have non supporting lines to constrain me to the central image. Trying different crops (square or 8x10) may strengthen attention on the central building and the reflection in its windows. Adding contrast through clarity or lowering the black slider may give it more punch. I like it when there is something that adds a bit of movement or drama - birds in the sky or a person walking by the building or looking out the window. These add to the point score. The bold lines of the windows and reflection provide multiple attractions in this photo which I like.	10	
A	AUCKLAND WINDOWS	I feel that I am in an "Alice from Wonderland moment". Reality as it should be is distorted by the reflections in the windows which are sweeping from left to right. The image is focused and shows different architecture features and patterns. Turning an interesting image into an intriguing one (with a higher point score) needs a person or movement which we search for in the image. I like the frame around the image as it cleans up any untidy parts which may result from the crop.	13	
A	BEN OHAU RANGE	This image makes me feel isolated with no other living thing in view. Leading lines (the road, road line, the road edge marker posts and the fences on either side) to the far distance, a range with valleys and high points and a sprinkling of clouds to break up the sky. These are all desirable elements in a landscape. More head room on the top of the image would provide more balance to the image. Having a ute going down the road with a dog or two in the back adding an element of movement and interest would lift the point score. The focus is sharp. If my vehicle broke down here I would sit and enjoy this view while waiting for someone to come along.	13	
A	BITS AND BOBS	Seeing parts from a large engine that have been cast aside makes me pensive. Is everything old meant to be cast aside like these parts? I see where the focus is sharp just behind the front items, bringing out the detail in the pieces in the middle ground. The focus drifts away to the back of the image. The parts, for me, are the subject of this story, but having more to better understand the context would direct my understanding and would raise the point score. I like the frame around the image which constrains it nicely.	10	

GRADE	SET>TITLE	COMMENTS	Pts	IMAGE
A	CHROMIUM DREAMS	<p>This photograph of an iconic hood ornament portrays motion and makes me think of the journeys it has made and the roads it has traveled. The hood ornament represents the reputation of the vehicle and is a subject worthy of being captured. The positioning of the hood ornament against a background with the doors of another vehicle masks the location of the cars. There are several elements in the background that distract me. One is the door handles and the other is the sloping window of the car behind. Of the two, I would like to see the sloping line of the window cloned out or cropped out as this keeps drawing my attention to it away from the hood ornament.</p> <p>When you look closely at the reflection of the ornament you can see this was shot outside. A very well presented image and the framing around it completes this photo for me.</p>	13	
A	CONVERGENCE	<p>The layering of different shades of gray in a landscape is one that I appreciate. I feel the calm of the water. My eye moves from the foreground to the point where the hills and mountains seem to meet in the far distance. The amount of sky reduces the visual impact of this image in my opinion. Reducing this through cropping out some of the sky and lightening some of the reflected land features to bring out a bit more detail may make a stronger image for me. I like that the distant passage is to one side creating a bit of visual tension.</p>	10	
A	END OF THE LINE	<p>For me the title of this photo does not fully support the subject. For me the elements for a story are here. The building with graffiti, the power lines (it looks like there is a power line for an electric train), the grass in the fore-ground, the train lines, the power lines and the hills all provide horizontal lines and horizontal layering. One thing that distracts me is the power line post which overlaps the building. The reorganization of the elements could happen by walking around the scene and visualizing the photo before the shutter is pressed. I like the sharpness which goes from the foreground to the sky.</p>	9	
A	FARE THEE WELL	<p>Two men, one looking down with the other looking to the distance makes me feel that this is more than just fare thee well to me. The image does create tension for me as the man in the door faces left and the man walking is going to the left. The curve of the road is to the left. I do not get to see what is to the left. I like some of the shop to the right but I keep being pulled to the left. Cropping some of the right may add a balance that I am looking for in the image. The image has a softness to it but I like that as it adds unspoken emotion between the two men.</p>	11	
A	JEWEL IN NATURE	<p>I loved this excellent portrait shot of an iconic New Zealand bird, with sharp detail throughout. The vignette works well for me. I like the bird being just left of centre which allows a more room on the right. For me this adds to the impression of a shot well taken and processed for good effect.</p>	18	





GRADE	SET>TITLE	COMMENTS	Pts	IMAGE
A	KAYAKER	A good capture of sporting event. The subject is sharp and there is drama from the water. I feel the strain of pulling the paddle in. And when you look to see the expression on his face, the paddle handle is blocking his left eye. This takes away from the image for me. A burst at high speed may have captured the paddle away from the face giving me the opportunity of seeing emotion in the face of the paddler. The fast shutter has captured the drama of the scene, making me feel water in my face.	10	
A	Mt TARANAKI	An aerial view of an iconic mountain. For me the cloud cap on the mountain is the main feature. The foreground looks very dark to me and I don't think it adds much - I suggest lifting the shadows a little, and maybe cropping in from the bottom. The dark foreground is too much for me. It could be lightened to show detail or cropped up to emphasize the cloud on the top of the mountain. The mountain towers over the landscape behind which draws me into the image. Until my eye sees the white bits to the right of the river and then I am distracted (I am guessing that they are not birds as they would be very high so may be reflections from white on the ground). For me this is an unusual image that very few would be in a position to capture.	6	 
A	ON REFLECTION	This is a very intriguing image for me. It took a bit of time to fully understand the extend of the reflection of the building. The focus is good from the front of the imaged to the back of the image. The angle that was used to get the street cleaner reflection close to the building then later the buildings on the left hand side coming in higher then having the building at the end of the street come back to close reflection; all make this a well thought out and presented image.	13	
A	PAST MEMORIES	For me this is a lady with a story that I can only imagine what she is looking at? The hand up may be apprehension, but this image makes me think and wonder. I like that she is nicely focused with a dropping depth of field and that the details in the face, near hand and coat are good. I find that the light from the window is not too strong to cause a blown highlight. I like that the elements in the image are thought out image and that the lady has been nicely presented.	13	
A	POT HEAD	This sculpture reminds me of one of the mud men of PNG. I appreciated the sharp focus on the main subject Like all portraits the eyes are important and lightening the eyes just a bit would connect the viewer to the subject. For me the bright leaf at the back draws my eye away. A good portrait style capture of an interesting subject.	10	





GRADE	SET>TITLE	COMMENTS	Pts	IMAGE
A	POWER TO THE PEOPLE	This is a structure often seen when driving around the countryside. I can feel it's strength to stand tall and have tension from two directions. I see patterns in the structure and its connecting power lines. For me the use of the vignette centers the structure in the image. The foliage at the bottom provides a support to the image without drawing the viewers eye away. As a commercial image for a power company. I could see this in an annual report or hanging on the wall of a board room.	14	
A	SUNRISE	Silhouettes on a silhouetted ridge or hill appeal to me. In this one I feel connected to each of the people but at the same time standing alone. I see silhouettes as naturally high contrast giving clean lines to each part of the image. I want to look closely at each person to see what they are doing. But when I do the overlap of several of the people is distracting for me. Overlapping people give the appearance of extra arms on one, and a lack of detail on several others where people are sitting beneath them. I like that the sun is seen but does not overpower the image and is positioned in a strong place on a 1/3rd line.	13	
A	THE OWL	The owl creates tension in me. I am not able to look at it straight on the way it is presented. It feels like it should be turned 10 or 15 degrees to the left. It may be the direction that the light is coming from adds to this tension. I would like to see another shot with some more light on the right to see if the tension is still there. I like the sharp focus of the owl's face and the detail of the circles on the left of the owl's body.	12	
A	THE YOUNG TRAVELLERS	An image from a time in the not too distant past. This view of the world of younger people shows how they kill time. With small improvements I might have rated the image higher. I found the sloping seat top distracting, just as a sloping horizon is. To help focus attention more on the subjects, and away from the distracting background, I'd suggest using a subtle vignette. Maybe one day we'll get to travel like this again! I like the sharp focus of the children and bags.	10	
A	THEM SHOES	The shoes do command my attention. The pattern pulls me from the near side of the shoe through the curve of the shoe to the far edge. With the strong light from the right there is a corresponding deep shadow. The lack of detail in the shadows makes a strong contrast to the pattern on the shoes. While the shadow and black and white of the shoes presents a sharpness to the image, I like the reduced focus at the front of skate board which gives the sense of movement.	10	

GRADE	SET>TITLE	COMMENTS	Pts	IMAGE
A	TOWARDS THE TUNNEL	I like this scene of a wet road, snow on the mountain and low cloud which gives a feeling of an impending storm coming. As my eye follows the road into the picture it stops where the road goes to the right. I feel that I am a bit trapped in the bottom of the scene. The trees stop me from going left or right. I want to be further up the valley but have no way to get there. Post processing with lightening and darkening may have provided a way to move further into the image and added a layering effect in the image. I like the sharpness of the bottom third of the photo.	9	
A	WHANGANUI TUNNEL	I like the leading lines, the light patterns which draw me down the image and the person walking towards the door. The detail in the floor and ceiling bricks creates texture. Having the person in the image creates the impact in this photo for me. I appreciate the care that has been taken in composition - looking exactly down the middle of the tunnel, with the person almost right in the middle.	13	
A	WHITE AFRICAN DAISIES	Nice composition of the three blooms with interesting lighting. The black background shows no issues on the edge of the petals and looks very clean. The image seems to be a bit soft to me. Looking close at the center (I believe called the disk florets) the darkness hides any detail. Some increase in shadows in these areas may bring out more detail which I believe would add to the image. The border around the image is good and highlights that the flowers are in the center of the square crop.	10	
B	AN OLD WOOLSHED NEAR WHANGAMOMON A	This looks like a wonderful old woolshed, set in some very rugged country. I like being able to see the environment it is in, but the square format feels a bit squeezed, leaves me wanting to see more of the environment. An alternative would be come in closer to the interesting details of the woolshed so that I fully appreciate how old it is and the surrounding landscape it is in. For me the woolshed is the primary subject and I want to get in closer to see the oldness and run down aspects of it. I like the scene with the trees, the hills leading up to the sky and the sky that has some drama in it	12	
B	DANDELION	This looks to be an amazing shot of a macro of dandelion seeds. It is an amazing macro shot of the very top of a dandelion seed. The interlocking strands draw me in. I could hang this on a wall and keep looking at it day after day. For me the light on the seed head has been captured in a manner making them appear as if made from steel. The white frame constrains the subject nicely. As I drift to an edge this frame pushes me back to the center.	16	




GRADE	SET>TITLE	COMMENTS	Pts	IMAGE
B	OFF ARAMOANA	I really feel like I am down by the water's edge seeing this image. I like the line of poles along the breakwater, that lead my eye off to the left. Then I see the ship on the right hand side heading away to the right, which pulls my eye away, creating a tension for me, and causing me to flip my gaze back and forth, not sure which is the main subject. The posts look quite dark to me, with little detail - perhaps the shadows could be lifted a little. Everything is nice and sharp, and I do like the square format.	10	
B	PENGUIN EYES	I like the setup of this image with the penguins being sharp and the background is blurred. For me the subjects are a natural for a black and white image. The crop has given good separation on the left and right which also having just enough room on the top. For me this makes the right hand penguin tower over the middle penguin. I like this presentation which almost feels alive. A good setup and execution for this image. I smile when looking at it. Penguins have that effect on me. Black and white suits it. The sharpness of the penguins gives good separation to the blurred background.	13	
B	PRIDE OF ROCHESTER	I really like the diagonal and there is beautiful texture on the flowers. I like the creative use of a use of a darker reflection. When I look closely at the reflection I want more detail which then moves me back to the flowers where my need for detail is satisfied. The overall presentation from bottom left to top right works well for me as does the white frame around the image.	14	
B	RUE ARIETTE	An interesting street that invites me to walk up it in what is probably a French village. An interesting street for me in probably a French town or city. The features of the buildings create interest as does the street as my eye travels along to the curve at the end. I find that the highlights do not dominate the image but add to the atmosphere of walking up the street at a certain time of day. The reflection in the window of the last house on the curve provides a point of interest. Having additional elements in the photo, a car or lorry in the street showing how narrow it is or people walking preferably would be a stronger image for me. But we can only work with what we are given and time may not have permitted waiting for something to come into the scene. A nice image with no distortion of the vertical lines and good focus through the image.	12	







GRADE	SET>TITLE	COMMENTS	Pts	IMAGE
B	SUNBEAMS	<p>I feel the mystical parts of this image with the sunbeams penetrating into a forest, which are lovely, moody and mystical. But they can only penetrate so far - about two-thirds of the image as it happens, with the darker trees on the right hinting that there is a lot more forest to come. The trees provide a framing to the right hand edge. The highlights on the forest floor are too bright and could be reduced so that my eye stays longer on the sunbeams.</p> <p>Some of the flatness of the presentation may be lifted by adding some contrast or clarity. A good capture of a scene that is not easy to find with these elements.</p>	10	
B	TANK GUARD	<p>I like the simplicity of the elements in this image.</p> <p>I like the patterns of the rivets and barbed wire on the white background. The position of the rivets vertically and horizontally makes me think of the layout of a flag. The one rivet on the left edge of the image is a minor distraction for me and removing it by a crop or cloning it out could be considered. The touch of texture in the left of the image attracts my eye then the horizontal lines pull me right. I like this movement in an image.</p>	17	
B	TIME TO GO FISHING	<p>A good capture of this bird and I am anticipating take off.</p> <p>I like the sharp focus, good definition in the feathers and rock as well as the eye. No blown-out highlights and good detail in the shadows.</p> <p>Sufficient distance to the right for the bird to launch into. The light on the bird and rock completes the image for me.</p>	15	
C	ANOTHER FLAT TYRE	<p>Looking at the history decaying gives me a sense of loss. One day it will only be the photos of our history that will remain. I take the title as a play on words, but it could be more than this when looking at the far front wheel where only the spokes are left. A flat tyre is one that you cannot travel on, and this is the case.</p> <p>The near side of the wagon is focused and draws my eye. But I get lost when looking beyond this. The wagon merges with the background. I believe that separation between the foreground and background would better show the wagon as the subject in this story. Different positions of the wagon may bring out separation or taking the photo from a higher or lower position.</p> <p>Using a smaller F stop may blur the background creating separation of the wagon from the background. The wagon is a compelling subject and has been captured in an appropriate manner.</p>	10	

GRADE	SET>TITLE	COMMENTS	Pts	IMAGE
C	REFLECTION ON CONNECTION	I like reflections because they add depth to an image and an alternate universe point of view. They may mirror subjects or present them upside down or back to front. This image has a number of subjects that contribute to the story. The bridge, sky and vegetation are all mirrored, but the angles they present as taken from the position of the photographer create tension for me. The bridge has been cut off and does not mirror the reflected bridge completely. The non reflected subjects, the log on the left and the water and land on the right, draw my eye away from looking further down the river. The arch of the bridge and the shadow down the river bank are the main subjects for me. Trying a square or 8x10 crop may create a different story keeping parts of reflected subjects while drawing my eye down the river to wonder what is around the next bend. I like the focus as it is sharp and the image can be cropped without starting to blur.	10	
C	NEW CITY SKYLINE	I like this clever presentation of a city on a river, sea or ocean. I can see this possibly representing Perth on the Swan River or Seattle on the Pacific Ocean inlet. The presentation for me would be better balanced if there was the same space on the right as there is on the left. A great outcome in conception, setup and execution.	17	
C	LIGHTS ON	I like the repetition of shapes with this image. There are circles, rectangles and arches. Which makes, for me, the connections in the image that the title brings to me. There are the two circle shapes on the left, and the two circles in the doors at the far end. I am connected by the passage between them. I think about how they echo each other in shapes although one pair is arranged vertically and the other horizontally. There's also another pair of a semicircle and a round window in the passageway, that aids in the connection for me. Night shots can be tricky with focus requiring higher ISO or a tripod. The doors are in focus while the near elements on the left are not. If they were my eye would be looking closer at the patterns and not the focus detail. I am aided by the title in understanding the story that the photographer wants to convey to me.	8	
C	THE SEA	I feel the power of the wave that is seen in this image. The diagonal line of the wave top pulls me across the image. The shutter speed has been fast enough for me to see the detail in the droplets. Adding contrast in post processing to this image may remove a flat presentation which makes it also appear out of focus. I find this tighter shot of a wave tells a story of the power and movement of the sea. Nicely done.	9	
	BEST OF THE NIGHT	TANK GUARD		



GRADE	OPEN>TITLE	COMMENTS	Pts	IMAGE
A	CAPE BUFFALO IN THE CHOBE RIVER	<p>I like this portrait image of one of the most feared animals in Africa. The face, horns, water and vegetation look nicely separated from the background through depth of field. The face and hair below the neck is sharp. This animal has been in the wars judging by its right horn and ear which show signs of damage and wear. On the right shoulder that might be a scar. Despite this I feel watched with that one eye looking directly at me. This is not the time to climb out or fall out of your safari vehicle. The border adds to the presentation. This is a well taken and presented image.</p>	18	
A	CENTREPIECE	<p>I like the center element and the combination of colors in this image as they work together. The in focus area is very thin but captures the front of the green element bringing the viewer into its center. The rest of the elements work to bring my eye back to the front of the green element. Shallow depth of field like this is usually from a macro lens and is not easy to get right. Regardless of how this was shot is it is very well presented and pleasing to look at</p>	13	
A	GANNET GATHERING NESTING MATERIAL	<p>This makes me feel like I am gliding in the sky. The gannet looks be in a bit of a turn and my body moves with it. The small bit of vegetation for a nest gives the purpose it has on this day. For me this small detail is the difference between other gannet pictures where they are on the wing. We see why it is out on this day and this makes an impact with me.</p> <p>The gannet has been frozen in flight with good detail of the bird from front to back. The space to the left gives it room to fly into. Well taken and presented.</p>	14	

GRADE	OPEN>TITLE	COMMENTS	Pts	IMAGE
A	WHITE SILK	This is a nice capture with post processing that darkens the background while leaving some faint green in to break up the black. The detail in the center appeals to me and I like the texture of the petals. For me there is a pattern of concentric circles in the petals. The individual directions of the stamens adds a hint of chaos which I find counters the centre pattern. Nicely presented. This is countered by the color and detail of the center for me.	13	
B	OUT OF THE MID DAY SUN	A cheetah taking time out. A rare animal to capture. With this animal getting closer to see the details in the face (especially the eyes) and spots is desirable, but image loses sharpness quickly. I am distracted by several foreground elements – the rock on the left and the branch on the right. For me this would not distract from the image and bring me closer to the cheetah. A sharper image and removal of the rock and branch would raise the point score. The best we get is to enjoy the animal in its environment. I believe the monotone color is the natural color of the scene. I like it.	10	
B	THE FLOWER IS DANCING	I am not sure if this intentional camera movement or possibly done in post processing, but I like the result. The complementary red and green colors work well for me, and the center of the flower has each stem coming out quite cleanly. The colors and the stems draw my eye back to the center of the image.	13	
B	TUMBLING WATERS TARANAKI	Looking at a waterfall in a bush setting is very peaceful for me. I can imagine the sound of the water over the rocks and possibly pleasant sounds from bees and birds. The water is flowing with nice milky parts to it but also with parts that are not quite the same giving me a sense of flow and sound. The bush frames the water fall and passage of water over the rocks. The sun highlights the	13	

# CAMBRIDGE CAMERA CLUB OPEN 23/01/2022

[illegible]