






























GRADE	SET>TITLE	COMMENTS	Pts	IMAGE
A	Abandoned inside and outside	Aren't old buildings fascinating. I like the way you have framed the window which is also a frame to the outside. The light is good and the toned down colours add to the feeling of abandonment.	15	
A	Back in Five	Very good title. There is a definite feel of abandonment here. You have chosen to show us only part of the room which I like and the chair has been placed nicely in the frame. There is interest throughout the image and it makes you wonder why it seems to be just left in such a state.	16	
A	History Lies Lost	I like the way we can find old run down buildings everywhere in NZ. This has been taken on a misty day which adds to the feel of the image. I would have liked to have seen something a little more creative instead of standing back and taking the whole building.	12	
A	In Pursuit of Gold	These old structures are great to photograph. I like the shapes formed within the image. Compositionally I would like to see a little bit of the pillar on the left cropped so that the archway matches the one on the right which is nearer the edge of the building. This would then also bring the V shape a little more to the left in the frame. The windows and textures add interest to the image.	15	
A	Investment Opportunity	Another good title. The light on this building makes the boards and frames stand out. I would like to see something other than a house in the middle of the photo. There are so many ways to photograph these buildings. I know it is hard if you cannot jump the fence and get closer.	12	






GRADE	SET>TITLE	COMMENTS	Pts	IMAGE
A	Live the Rural Dream	That would make a good bonfire. As I have said earlier, make use of your creative juices and move around. Get in closer. That pile of wood in the right hand side of the building looking through the window would make a great photo. We do not need all that sky - we don't even need to see all the tree and wood stack. Yes it suits the subject of abandoned but try to think of ways to give your image more impact.	12	
A	Waiting for the Fruit	You have seen a good opportunity for a photo showing something that has been abandoned. Try to hero that item in the image. Perhaps get in closer to the chair and have the row of trees behind disappearing into the distance. We do not need most the row of trees on the right. Also the image is not as sharp as it could be.	11	
A	Worn Out	The treatment given to this image and the touch of lace make the old grotty taps and woodwork seem quite pretty yet still run down. I am not a big fan of filters but in this case it suits the image and has given it another dimension. Nicely composed, well seen and well processed.	17	
A	Wrecks - Bluff	I like the composition here with the two boats, obviously abandoned, anchored by the rope and pole. The long exposure has flattened out the water giving a nice contrast to the roughness of the boats. I feel though that it could do with a curves S adjustment to boost the highlights and darken the blacks. Then a small boost of saturation brings out a lot more detail.	14	
B	Abandoned by Society	This is a different way of looking at Abandoned. Technically your composition is good as is the flat lighting which has helped you retain detail in the shadows without any blown out highlights. The black and white treatment suits the subject and the image has emotion.	17	






GRADE	SET>TITLE	COMMENTS	Pts	IMAGE
B	Abandoned - 1	These old houses are great subjects for Abandoned. This one look like a hazard risk. I like your composition with the house being lowish in the frame and the hills behind make a good background. The treatment you have given the image has blown out some of the whites and you have lost detail in the roofing iron. If you could get closer, try taking more photos of the details in the house.	14	
B	Abandoned 9934	I love this old house and have seen it many times when driving south. Your composition is good and the overcast day has allowed detail to be seen in the darker areas. However, the bland sky is doing nothing for the image and it could be cropped quite a bit. The bits of sky that are left showing could have either grass or tree cloned into it to get rid of the spots that would still be there. Either a curves adjustment or dodging and burning will give the old building more impact.	12	
B	Are We There Yet	Old cars hold a fascination for us photographers. In this instance I don't think that you have made the most of the old car. Yes, it is abandoned but as photographers we want to get exciting images. Composition wise we don't need the space behind the car or some above it but I would like to have seen you go in close maybe to the bumper area and show us the weeds growing up through the metalwork. Think creatively - not so literal.	11	
B	Clarence River Circa 1880	I like the light in this image. Unfortunately there is a huge amount of iron roof. It could be cropped right in. I tried cropping the left to the shadow of the 1st upright, the top to about the dirty line in the roof iron and the right about to the edge of the window by the door. It created a much more intimate image and as such draws the view in.	13	




GRADE	SET>TITLE	COMMENTS	Pts	IMAGE
B	Dearly Departed	Here is a great story of loss and abandonment. You have managed to capture emotion and decay. The black and white is good. The left hand grave has been cut off slightly but I wonder if you should have concentrated on just that gravestone or just the other one leaning on the fence. I tend to look back and forth at one then the other.	15	
B	Floating Old Car	Someone has a sense of humour. I like the addition of the skull and hands on the steering wheel. In this case I don't mind so much that you have photographed the whole car because of where it is and how it has been placed there. The lighting is a little flat and a curves adjustment could fix that.	14	
B	Forsaken Ford	The poor old Ford has certainly been abandoned. You have shown us a nice story as we can see where it has been abandoned. I wonder if you could have got a different perspective if you had stood up on one of the logs and looked down. That would eliminate the out of focus grasses in the front.	14	
B	Going Nowhere	This certainly has been well abandoned. I like your viewpoint and that you have tried to get into the essence of the old truck. The light is good as is your composition.	16	
B	Home Alone	This image has good overcast light but it is light enough to bring out the texture and detail. There is too much grass in the foreground but the building is balanced nicely by the three trees to its left.	15	







GRADE	SET>TITLE	COMMENTS	Pts	IMAGE
B	I Feel Empty	I like the way you have photographed the building, eliminating the sky and using the tree branches as your foreground. I think the building needs to be lightened up a bit so that it is not the same tonings as the trees and surroundings. As it is it gets lost in amongst the rest of the image. You have lost the pure white - everything is grey and black.	13	
B	Jane Seddon	The water is very calm and that gives the photo a very serene feel. However, I think that a bit could be cropped off the bottom as the image is very top heavy. The wreck is a good subject for Abandoned. On my screen it doesn't look quite as sharp as it could be.	13	
B	Left to Rot	I like your thinking, trying to find something different for the set subject. The main apple stands out in the image but the little stick in the bottom right corner could be toned down a lot.	15	
B	Lost in Time	The truck seems to have been there a long time looking at the build up around the tyres but the bodywork hasn't rusted much at all. There is no doubt that the truck and dwelling have been abandoned. The way this image has been processed has left it quite flat. The shadows have a lot of blue in them and have been lightened too much. The greens look too bright and unnatural.	11	
B	Nature Returns	This has been well and truly abandoned. As I have said before there are so many different angles you could have taken this from to highlight the sense of abandonment. The sky in this image is very bland so when photographing in these conditions try to eliminate the sky. Go around the building and isolate some interesting part of it, maybe with growth coming through the boards or similar. If you can't get closer to the building then crop to show us the essence of the subject.	12	







GRADE	SET>TITLE	COMMENTS	Pts	IMAGE
B	Old Pallet	I like your composition showing us just part of the pallet. We do not need to see the rest - our brains will fill that in. The plank that has lifted away from the rest creates a difference from the rest of the planks.	16	
B	Play it Again Sam	Great title. I like the way you have photographed the piano with the inclusion of the bit of curtain at the window. The image is a little flat in contrast and would benefit from an S curve adjustment.	13	
B	Preloved	Some of these old houses have such character. This one has the added interest of the chimney standing out on its own. Looking at the composition the house is in the middle so a crop off the left up to the shrub would help. Also crop off some of the grass to bring the house down in the frame a bit. Then lower the exposure a little but retain the highlights.	13	
B	Princes Pier	I have always meant to go and find these when in Melbourne but have not done so yet. This image breaks several rules having the horizon in the middle and being very central but it works because of the symmetry. The piles and clouds are all bring us to one point then the eye scans along the horizon to the crane then back around the image. Good exposure and great long exposure.	16	
B	Retired	I commend you for the fact that you have gone in close to emphasize the textures. You could have changed the angle a bit and filled the frame with the textures and decay. The lighting looks a little flat so a bit of dodging and burning would bring out the details better.	14	







GRADE	SET>TITLE	COMMENTS	Pts	IMAGE
B	Room With a View	This image talks to me more about where the abandoned house is rather than the house itself. You have chosen to position the house quite a way to the right of the image but it is not really working for me. There is too much sky and grass and could be composed better. The exposure is good as is the colours.	12	
B	Rusting Out	This car was someones treasure beauty sometime back in time. This is another example of photographing something in its entirety. Yes, it represents the car but for a more stimulating and exciting photograph go in close and isolate an area like one headlight and mudguard with part of the tyre and grill. The image has been well exposed and composed.	13	
B	Unloved	This image has also been well composed. The rope leads the eye to the boat. I find that the tones of the mud, foreground, background and boat are all the same. The boat should be lighter or darker than the background to make it stand out.	13	
B	Used Drums	The colour of the drums stand out here. The image is a little cluttered but that is what the subject is about and in this instance emphasises their abandonment. It is hard to make an exciting image of drums so the lighting would play a big part. It seems to have been taken on a very sunny day and in the middle of the day. Late light would have brought out the shapes.	12	
B	West Coast 1880 Kettle and Boots	I like the subject you have picked to depict abandoned. Having the boots and kettle in the forest environment adds to the story. This image needs some processing to bring out the lights and darks and a colour boost.	13	







GRADE	SET>TITLE	COMMENTS	Pts	IMAGE
C	A Flat in the Country	Your title made me smile. When taking images, think of what you are trying to say. I like the flattened building but you do not need all the sky and grass. Crop this into a panorama and it still tells the story.	12	
C	Barn	The decay in the barn is readily apparent. There are some great textures in the wood. In regard to your composition the tree on the left is taking my attention away from the barn. Cropping it out does not work either. Moving to the right so the tree was closer to the barn would have been the answer. The overcast day has made the barn quite dark so do a bit of work on it to lighten it and bring out all those textures.	13	
C	Cottage	I like the close up view of the gate with just a peek of the cottage behind it. It does look overgrown and abandoned. It looks like you may have tried to replace the sky and have ended up with a pale blue edging around the foliage. The sky could have been cropped off completely and a small crop off the right would take the gate away from the centre.	12	
C	In the Garden	The decay around the flower makes the colour stand out. The little bit of green in the bottom right takes my eye as does the highlights on the left. Both side could be cropped in. There is lovely light glancing across the flower.	15	
C	Old Bakery	The composition in this image is very good. The light is quite dull though so the stonework needs to be lightened a bit to make it grab your attention. It tells a nice story.	15	






GRADE	SET>TITLE	COMMENTS	Pts	IMAGE
C	Once Home	These buildings show different stages of abandonment. The back one has been abandoned longer than the front one. This image also suffers from the dull day. Crop off your white sky and give the image a contrast boost. The people give the image added interest.	13	
C	Sala Preparazione Fiori Cimitero	This is so different. At first it looks like two photos but then you realise it is one. It is so unusual that it is very effective. It makes you think and get the brain stimulated. Exposure is good and composition is interesting.	16	
C	The End of That Bike	The dumped bike is a good symbol of Abandoned. It has been well photographed. Including words in a photo usually does not work as you always want to read the words but in this case it helps to tell the story. The treatment given to the photo works well.	16	






GRADE	OPEN>TITLE	COMMENTS	Pts	IMAGE
A	Chuffed	This is a good character study. The train driver has been placed in his working environment and the gloves show the hard work he has to do. Black & white is a good choice for the subject. The man has been nicely placed within the frame.	18	
A	Cricket	The cricket creates an interesting shape and the twirly feelers contrast with the straight lines of the legs. It is very graphic and stark.	18	
A	Eye to Eye	Oooo that look. Are you going to be its next meal? The photo has been well exposed, the depth of field is brilliant and the light suits the subject.	20	
A	Grand Canal Venice	This place is very photogenic. The curve of the canal takes us on the journey along its length. The photo has been well composed. I feel though that it needs some special lighting or dramatic sky to lift it to the next level.	17	
A	Hawsehole	I like the idea of this image. It is simple and draws us in. I think that the composition could be better as there is a lot of space at the top with nothing happening. I would like to have seen more of the rope leading us into the hole.	16	
A	Hornbill at Sunset	Wow. What can I say. Beautifully composed and lit. There is detail in the feathers and is sharp with a lovely out of focus background.	20	

GRADE	OPEN>TITLE	COMMENTS	Pts	IMAGE
A	Paper Wasp	This image has been well composed. You have cropped in close and given us only what is necessary to tell the story. It has been well exposed too and is sharp on the wasp.	19	
A	Punks in Defense	Wasn't this a brilliant day? I was there and loved the interaction between the Steampunks and the photographers. I like your low viewpoint but the gun arm is blocking part of the Bedouin woman's face. The strong red of the train is taking the attention away from the actors so maybe black and white would have eliminated the colour distraction.	17	
A	Quiet Contemplation	The boy has been posed nicely with the window light on his face. The colours work well together. The photo has a quiet and serene feel.	19	
A	Resting Spoon	What a great idea. I love the patterns and shape that have been created. There is good contrast and the spoon stands out against the dark fork prongs.	20	
A	Sky Tower	A very graphic image of the Sky Tower. The slash of light going through the tower gives it a point of difference from other Sky Tower images. The black and white conversion has been handled well. My eye travels up the length of the tower and settles on the bright spot at the top.	20	
A	The Gift of Reading	The light really makes this image. The placement of the light is very effective in lighting up the faces. The red and green work well together but I think a little crop off the right, more of a crop off the left and a little off the bottom would strengthen the image and bring us closer to the boys.	19	

GRADE	OPEN>TITLE	COMMENTS	Pts	IMAGE
A	The Odd One Out	A lovely image telling the story of animals living together. The exposure is good. I would like to see the image cropped half way between the top edge and the horns and just over half off the right behind the zebra. I feel that the image is a lot stronger that way.	19	
A	Three Generations	This still life has been artfully arranged. The placement of the three watches works well and I like the chain draped over one and long the front. Nice light and good background.	19	
A	Zinina otis labradus	Perfect composition. Lovely background and I like being able to still see the shapes on the grasses instead of them being totally blurred out. The butterfly is sharp and the flower add to the story.	20	
B	Desert Dusk	It is good to see silhouette photos. We don't see many these days. You have exposed the image well and placed the people nicely within the frame. I feel some of the sand could be cropped off as it is dark and not much is happening there.	18	
B	Eyes on the Ball	Congratulations on getting the fast moving ball in your image. It is a good action and sport image but a lot could be cropped off the right.	18	
B	Going Up	The composition of this photo is great. The subject is great too. Where it is let down is in the processing. The bottom is too light and the monochrome look is too stark.	18	

GRADE	OPEN>TITLE	COMMENTS	Pts	IMAGE
B	Grey Go Away Bird	This is another beautiful nature image. The wings create a pleasing diagonal through the image with the body creating an opposing diagonal line. Lovely background. I like the dirt flying as the bird takes off.	20	
B	Kidney Fern	You have chose just the right bit of the fern to focus the attention on. I like the translucent frond and then in the background the other fronds show us different stages of its growth. The only other thing that catches my attention is the dead leaf at the bottom poking itself up into the image.	18	
B	Koru new life	The koru is lovely and sharp. The background is very intrusive and editing will be able to fix this. The highlights in the fern fronds catch the attention. The image needs a crop and the background toned down.	16	
B	Let There be Light	I like the vertical aspect of this photo. The eye travels up from the bottom to the ray of light at the top. The exposure is good but you could bring out more of the highlights in the gold and the stonework.	17	
B	Out of Place	I like this little fella poking its head up through the grass. The image is simple but effective. A simple S curve would lift this and make the fungi pop out from its background.	18	
B	Tasman Glacier Hut	I am glad I read your title as I did not see the hut when I first glanced at the image. Capturing the sun on the edge of the rocks and hut helps to bring our eye into that area. The large chunk of snow or ice on the left shows us how dramatic the place is.	18	

GRADE	OPEN>TITLE	COMMENTS	Pts	IMAGE
c	Beside the Seine	This is a fun photo. It has been well seen. The people sitting on different levels create a good diagonal line through the image. Looking along the line the people are doing their own thing then you get to the last one who is looking and laughing at you. The photo needs to be straightened up and a bit more contrast added.	18	
C	En Guard	Well seen. A fun image but it needs to be cropped down the what the essential story is and a little bit of processing to bring up the contrast.	16	
C	Tower Bridge Floating Gardens	This photo is a good travel image. It shows us what London is like around Tower Bridge. Although it could possible sell well I feel that it is not a strong competition image.	14	
C	Twilight Calm	Sunsets make lovely images. There is nice lighting on the water. This can be enhanced in your editing program. The horizon is not quite straight. Try lightening up the wave and water and darkening down the bright part of the sky. Take a small crop off the left. Be careful of your edges as you have a white slither top right.	15	
C	Whirinaki Canyon	I love the richness of the colours and tones in this photo. You have captured the feel of the canyon well. There is just enough movement in the water to show the flow and the mosses stand out well against the dark rock.	20	

GRADE	TITLE	COMMENTS	Pts	IMAGE
A	Futs de vin oUblies	I really like the grittiness of this image. The way it has been processed suits the subject. Your composition is good and the use of light has been well done. The muted colour pallet adds to the feeling in the image. Watch your mounting as there is a slither of white on the bottom left side.	19	
A	Ghost Train at Te Aroha	This has a very eerie feel to it which is what it has been intended to portray so well done on getting that feeling across. I like the disappearing perspective. The bright light on the left could easily be removed as it keeps catching my eye and taking my attention back to the back of the train.	16	
A	St Martins Church	You have captured the essence of this old building well. The misty look around the base of the building is a little strange as the grass in front is very dark as is the top of the building. Take care when darkening down skies that you do not take it to far. I feel the black in the cloud is a little heavy and there is a bit of haloing going on around the tower.	14	
A	Where Kings Once Stood	The way this has been photographed gives the feeling of the building soaring up into the air creating a very dramatic effect. The shadows have been handled nicely as have the highlights. Very good black and white conversion.	18	
B	Booted Out	I like your off centre composition and the shallow depth of field. I also like the back boot lying down. The black and white suits the grottness of the boots but I find that they blend into the background a little too much.	15	
B	Shifted	What a great run down building. You have photographed it looking into the sun which has put the side facing you into shadow. This has resulted in loss of detail and texture in the building. There is also a bit too much grass in the foreground.	13	