




















GRADE	OPEN>TITLE	COMMENTS	Pts	IMAGE
A	A CLOSER LOOK	Our first impression was that the subject was symmetrical but on closer inspection the differences became clear and that really added to its appeal. The lighting is lovely which makes the delicate tracery stand out against the black background. On the left side there are some areas of pale blue which spoil the clarity in that area.	M	
A	BOOTS AND ALL	We loved the way the bright colours and stark lines of the background are offset by the softer lines of the boots and plants. We thought that the right side of the image felt unfinished, which is due to the area of grey bottom right. Our suggestion is to clone some of the dark red stone work to cover the grey area, not forgetting to extend the lighter colour below the step(? ) to cover that sliver of grey. This would put the darker colour right along the right edge which completes that side. This images shows a very effective use of colour and proportion.	HC	
A	CRAGGY PEAKS	The colour and shapes in the hills are beautiful. We had a long discussion about this landscape. One suggestion was to simplify the story by cropping in from the left to just past the red tree and up from the lower edge to keep the reflection but remove most of the foreground water lilies. As this is not a landscape competition, you could remove the remaining bits of water lily. If it was a landscape competition you could consider using something like the gradient tool to darken the lower edge of the image as this would make the water lilies less noticeable. Our other suggestion is to try using curves or levels to add some light to the mid tones which helps the image to pop more.	M	

GRADE	OPEN>TITLE	COMMENTS	Pts	IMAGE
A	THE SHED	<p>What a fascinating shed with so many interesting bits and pieces to discover. The old car stands out as the main subject despite that its front wheels are not going the same way and the headlights point in different directions. To include as much as possible, it looks as if you have used a wide angle lens with the result the walls are sloping outwards. In this situation try holding your camera half way between the floor and ceiling and make sure the back of the camera is absolutely parallel to the back wall.</p> <p>The other alternative is to make some corrections to the distortion in post processing. If it was possible to include a person or maybe a child looking at the car, this would have added an interesting element to the story.</p>	HC	
A	VIKING SEAMSTRESS	<p>We really enjoyed the story this image tells. The black and white image treatment is in keeping with the mood of the story and we appreciated the excellent tonal range from blacks through to the light tones which take us to the subject and hold us there. We suggest adding just a little more light to her face and hands.</p>	H	
B	AFTER THE RAIN	<p>The reflections in the water drops are the stand out feature of this image. Unfortunately this is not supported by the large area of leaf which has little to interest us and it is also damaged. It may be possible to select a smaller part to make a more interesting photo but it is probably better to use what you have learnt from talking this photo and try again.</p>	A	





GRADE	OPEN>TITLE	COMMENTS	Pts	IMAGE
B	BIRDS OF AFRICA	What a delightful image. The birds are sharp with lots of detail and there is such an impression of cheekiness. The softer reflections add another dimension to the story. We liked the way the birds are set off against a beautifully muted background.	H	
B	CAN I COME OUT	In answer to your question - I don't think so - you are a bit scary!! It really does fit the title with the lights looking like eyes peering out of the darkness. The bits of tall grass finish the composition off by filling the space on the right in an interesting way.	M	
B	COMING ASHORE	This penguin has been captured at just the right moment as it makes its way through the foamy waves onto the beach. The reflection in the wet sand adds further interest. There is a large area on the right with very little to interest the viewer and we suggest cropping a little off the right side of the image to balance it better.	HC	
B	GREAT SKUA	This is a great study of a skua.. It is detailed and the colour patterns of its wings and body are clearly set off against the soft sky.	H	
B	HOLDING GOLD	This is a very simple image so we would have liked more of the flower head, especially the stem to be sharp. The large area of black space above the flower has resulted in the most important element being centrally placed in the image. Try cropping down from the top to about halfway between the top of the flower head and the top frame and see what you think.	A	



GRADE	OPEN>TITLE	COMMENTS	Pts	IMAGE
B	LAST STOP	We were not sure of the relationship between the title and the scene we can see. The bright light of the railway line appears to take us in to the distance so maybe the photographer knows something we can't see. Possibly taking the photo from a different angle or from closer would solve that mystery for us. It is not quite clear which is the focal point of this photo - is it the railway line or the water tower? The moody feel to the image is quite appealing	M	
B	MILFORD SOUND WATERFALL	It looks like a bright sunny day and as a result you are having to struggle with the deep shadows with the loss of detail in the trees and the very bright light which is reflecting from the wet rocks. We suggest what you have to decided what it is that you really want to share with us. If it is a photo of a waterfall, we suggest that turning the camera to a vertical format and including the whole of the fall would work better. Alternatively you could select an interesting part of the scene such as the way the water is spraying over the top of the rocks and make a photograph that area.	M	
B	MIRROR MIRROR	These are such beautiful birds and the reflection adds to the appeal. The over exposure in the whites has lead to a loss of detail. We are unsure why the water is unnaturally green, maybe it is related to under exposure in this part of the image. There are leaves floating in the water which are distracting and we suggest using either the clone tool or a spot removal tool to eliminate them.	A	

GRADE	OPEN>TITLE	COMMENTS	Pts	IMAGE
B	MORNING LIGHT	This is a delightful landscape. The light on the bridge and grass immediately grab our attention. We are then encouraged to pass over the bridge to enjoy the misty hills in the distance and finally move on to the colourful sky. Well taken and presented.	H	
B	OXPECKERS ON AFRICAN KUDU	We loved the oxpecker on the left that is just peeking over the back of the kudu. The kudu and oxpeckers are so sharp that we can see all the detail. The colour of the grasses in the background blend in with the rest of the image while the softness allows the birds to really stand out.	M	
B	PROTECT AND SERVE	This environmental portrait tells a strong story. The message and the bit of the police car that we can see provide additional information about this policeman and his workplace.	HC	
B	SEAWEED SALAD	This maybe one of those times when actually seeing the seaweed on the beach was more interesting that it is in the photo. You have captured detail in the seaweed and the colour works well with the blueness of the water. To make the photo more interesting, look around to see if you can tell a stronger story or maybe there are stronger patterns you could build the image around.	A	






GRADE	OPEN>TITLE	COMMENTS	Pts	IMAGE
B	THE MAN ABOUT TOWN	<p>This low key photo causes us to ask a lot of questions about what is happening here. The light on his shirt pulls our eyes directly to the subject and then we want to explore further.</p> <p>We can see at least two people in the background and maybe those ovals are lights. This suggests that we are looking at an outdoor bar or restaurant. It doesn't really matter what is there but what is important is that the photographer has engaged us in exploring and thinking about the image.</p>	H	
B	UNDER THE JUDGES EYE	<p>There is an interesting balance between the lone penguin coming up the wet beach and the group on the rock. The title is rather misleading because the penguins on the rock are either resting or preening and they don't seem to be taking any notice of the lone penguin.</p> <p>Compositionally this is a challenging situation because all the interest is in the right half of the image. You could try a square or almost square crop to remove some of the rocks and make the penguins even stronger.</p>	HC	
B	WAIPAPA POINT	<p>A well composed image with good detail throughout. There is just a hint of the soft clouds radiating out from behind the lighthouse. Always look carefully around your photo for distractions and in this photo there is a white patch on the left which would be better removed. It is only a small thing but once you have seen it, it will continue to be an annoying distraction. To take this image beyond being a well taken lighthouse you need to find a way to add something extra such as a night shot or a stormy scene. Not something you would be about to do on this sunny day.</p>	HC	













GRADE	OPEN>TITLE	COMMENTS	Pts	IMAGE
B	WANAKA TREE	This is a different view from the one we often see of this well known tree. We liked the tree in full leaf and the poplars which are still green with just a hint of autumn colour. There is an overall warm tone to the image which is pleasing.	H	
B	WE ALL MUST GROW OLD	The black and white treatment really allows us to concentrate on the the story of three old railway sleepers which are beginning to rot away allowing the material behind them to come into view. The image is sharp and the texture of the wood really stands out. Although the image has been well taken it lacks a strong story or emotional appeal that is needed to take it to a higher level.	M	
C	CASTLEPOINT	This scene looks as if it should be full of drama. There are the dark clouds, the lighthouse which hints at some sort of danger and the eroded cliffs jutting out over the sea. However the overall impression is one of softness. Try increasing the contrast and adding a little bit of sharpness to give the image greater 'punch'.	M	
C	FLORABUNDA	Roses are really appealing to photograph because they have such beautiful colours and shapes. It is always important with photographing flowers to choose the blooms carefully. Normally we are looking for perfect blooms because any imperfections really stand out in a photo. In this photo the first two flowers are lovely but the third one does not have the lovely curved centre that the others have. If you choose an imperfect bloom - do it for a specific reason. The exposure hasn't quite worked and we suggest you could try adding a little more contrast in post processing.	A	




GRADE	OPEN>TITLE	COMMENTS	Pts	IMAGE
C	SUNRISE OLD HARBOUR-GDANSK	Beautiful warm morning light on these buildings with the reflections in the almost still water. Unfortunately the buildings are not quite level and give the impression that they are falling towards the water. Try rotating the image just a little to overcome this. There is a sailing ship at the wharf but its rigging is lost against the detail of the buildings. In this light there is not a lot you could have done about this. It is just one of 'those things'.	HC	
	Overall Winner in Open	MORNING LIGHT		








GRADE	SET>TITLE	COMMENTS	Pts	IMAGE
A	A LITTLE BOUQUET	There is a lovely soft background blur with sharp detail on the central rose and handle of the mug. The roses give the feel of being jammed into the mug which has been used as the vase. We enjoyed the lighting which makes the flowers pop out from the background.	A	
A	CANDLELIT	We are immediately caught by the bright lights of the flames, but unfortunately the centres of the two closest flames are overblown. The composition is pleasing with our eyes being carried around the curve to the sharpest glass which is nearest the viewer on the right. There appears to be blur from a shallow depth of field but the flames are too big to produce pleasant bokeh.	A	
A	CURIOUS QUAIL	The very shallow depth of field has given us a lovely soft background blur but there are no highlights to produce the bokeh effect. The head of the bird is beautifully sharp but the shallow depth of field has resulted in much of the bird being out of focus. We liked the way the line of sharpness gives the impression that the bird has a path to walk along.	A	
A	FIZZ	We really enjoyed this very appealing image. We liked the way the small circles come up from the glass while the larger orbs provide an interesting background. The overall colour palette is very pleasing.	H	
A	GRASS IS SPARSE THIS TIME OF YEAR	This is a lovely, sharp photo of the horse with a piece of straw in its mouth. As it has been presented to us, the horse has about a quarter of the space and the background has the rest. Try a rather severe crop from the right to bring the horse's head onto the right vertical third and then a crop down from the top to balance the image.	M	







GRADE	SET>TITLE	COMMENTS	Pts	IMAGE
A	MORNING GLOW	This image has a lovely soft background blur. The subject is the caterpillar but the sharpness is not on the caterpillar but rather it is on the branch that the caterpillar is holding onto. We liked the way the circular frame imitates the shape of the caterpillar.	A	
A	MY TIME TO SHINE	The backlighting on the horse's ears and neck is lovely. It is so alert and we would love to know what has gained its attention. The blur and bokeh in the background adds interest to the image.	HC	
A	NATURE AT ITS MOST DELICATE	The blossom is very appealing and the soft background bokeh adds interest. Because the background is lighter than the branch of blossom, it tends to drag our attention away from the blossom which deserves to be the real focal point of the image. Try adding some more light to some of the blossom to see if you can get them to stand out from the background.	M	
A	SALVIA PATENS	We enjoyed the way the blue flower stands out from the softly blurred background. The slightly angled composition is pleasing. The dark area on the top right is distracting and we suggest to trying to clone some of the lighter background in so it fits in with the colour of the rest of the photo.	A	
A	THIS IS FUN	The driver is sharp and stands out from the rest of the train which is blurred. We are not sure if there is any other background blur as it is lost in the darkness. This is an example of a shallow depth of field rather than bokeh.	A	

GRADE	SET>TITLE	COMMENTS	Pts	IMAGE
A	TOQUE MONKEY SRI LANKA	The monkey is the star of this image. The eyes are sharp but the shallow depth of field has caused its nose to be a little out of focus. In this image the bokeh is competing with the monkey for our attention. We suggest reducing the amount of background with a significant crop.	M	
A	VANCOUVER AT NIGHT	The foreground is sharp and dominant and it is set against a softer background. There was not enough information to tell us if this was an artwork or something else. Although the background is soft there are not enough highlights to cause the soft circles of light we associate with bokeh	A	
A	VIGILANT SWALLOW	A delightful photo of this swallow with its sharpness set off against the beautiful background blur. A lot of the background is not really needed and we suggest that you try cropping in from the right up to the nob, up from the bottom, to reduce the blurred area below the bird and a little on the other sides to balance the image. This is a really lovely image which will not score well in this set subject but it is worth entering it in other competitions such as nature.	A	
B	2X2X2	What an interesting pattern of lights with a progression of colours from the reds, through the oranges to the cream. We thought that the glow around the top lights was particularly attractive.	HC	
B	A MUCH LOVED BOY	The combination of the dog with the heart shapes in the background tell a lovely story. The lighting on the dog is most effective as it allows him to stand out from the background. If the dog turned his head just a little so he was looking towards us we would be able to see his other eye and so connect with him better.	M	




GRADE	SET>TITLE	COMMENTS	Pts	IMAGE
B	BEYOND THE LEAVES	You have certainly captured some bokeh in this image but there is so much that there is a conflict between the beautiful patterns on some of the leaves and the strong background patterns. To simplify the image, it would have better to remove some of the leaves closer to the camera and to concentrate on the layer of leaves with the strong patterns. We suggest cropping in from the left to remove some of the background. There are some areas of over exposure especially top left and if you are not able to crop these areas out, we suggest trying to clone some interesting areas over them.	A	
B	BLOOMING BEAUTIFUL	This branch of flowers stands out nicely from the background. Because we can see both ends of the branch, the composition is a little uncomfortable. You could try using a combination of the healing brush and clone tool to remove the bit of branch on the right so the branch finishes with the buds. If you have a little more of the image it would be worth trying a small rotation so the branch was not straight across the middle of the photo. However this would probably have been better done when you took the photo. The background colours are beautifully soft and support the main story.	M	
B	DREAMING	This photo has not been successful in this set subject. There is background blur but it isn't providing a pleasant background for your subject. It looks as if you were trying to photograph in challenging lighting conditions. We would love to have been able to see the expression on his face.	A	

GRADE	SET>TITLE	COMMENTS	Pts	IMAGE
B	I'M LEAVING	What a great action shot of the tui in flight and we love the way it appears to be looking back to check on the photographer. The light shows off the beautiful colours. We suggest trying a crop from the right almost to the white circle just below the top branch. This would almost crop out the second bird which would simplify the story. You may have to use the clone tool to tidy up a bit of the beak of the second bird.	HC	
B	I SEE RED	A beautiful photo of the red magnolia which is clearly the centre of attention. It is well supported by the branches and buds which work in well with the background. There is a bud on the frame top right which is disconnected from its branch. Removing this would tidy up that part of the image.	M	
B	LIGHTS CAMERA ACTION	This is a great creative idea which works well in black and white. As it is, the composition is unbalanced with the interest of the camera and reflection being on the left. Consider cropping in from the right and maybe up from the bottom to just below the reflection of the camera name. This will put the camera in the centre of the image and leave enough of the background bokeh to still tell your story.	M	
B	MY NAME IS HUDSON	My, what a big mouth you have Hudson! While the focus has been on Hudson's eyes it is a shame there has not been sufficient depth of field for his nose and tongue to also be sharp. The bokeh has added interest to the background.	M	
B	NESTING SHAG	The soft background blur and subtle bokeh make an attractive background to the nesting shag. The gold colour of the background is repeated around the bird's eyes which is an added bonus. The detail in the nest and bird is great.	H	





GRADE	SET>TITLE	COMMENTS	Pts	IMAGE
B	RED CROWNED PARAKEET	The beautiful detail in the bird plumage is set off against the soft textures of the background. We thought the out of focus branch was distracting. We suggest you could try cropping about a third of it off leaving room for the bird to look into. You may feel you want to crop a little bit off from the right to balance the image.	HC	
B	ROSE	We really liked the angle this rose has been taken from as it shows the beautiful shapes in the bloom. The background blur is beautifully soft and creamy and there appears to be a hint of soft bokeh,	HC	
B	ROSEY GLOW	We really struggled to understand the story you were telling us and the title didn't clue us in at all. It appears to be a rose which is underwater - but then maybe it isn't? There is bokeh in the image but it doesn't add to the story for us. We suggest cropping or removing the white shape from the top and a little from the bottom to simplify the image.	A	
B	SHELL DELIGHTS	There are beautiful warm orbs of light in the background. The jar of shells is well lit and it is interesting to explore the shapes and textures of the different shells. This long narrow format doesn't suit your subject as the jar is really cramped in both at the top and the bottom.	M	
B	STAR WARS	Well taken with the hint of a reflection to add to the story. The bokeh really suits this story. It is simple and effective.	HC	
B	THE GHOSTS OF WAR	This photo is interesting but not a good example of any aspect of bokeh as there is very little blur in it. It is more of a low key image. You could experiment with adding just a little more light to the part of the wall near the viewer so some of the names are a little clearer.	A	



GRADE	SET>TITLE	COMMENTS	Pts	IMAGE
B	THIS IS MINE	The subject is certainly keeping on eye on the photographer as it stretches for this tasty morsel. Beautiful warm colours and detail in the animal are set off against the textures in the background	M	
B	TIBETIN MONK	The monk has been well taken in this thoughtful pose. There is background bokeh which is not intrusive. The main distraction comes from the area above the monk's head and we suggest cropping as much of this off as possible or alternatively experiment with subtly darkening down from the top with the gradient tool	M	
B	TROPICAL BUTTERFLY	The butterfly stands out from the darker background. A little more depth of field would allow the whole of the butterfly and the flower head it is on to be sharp. The background is softly blurred which helps the butterfly to pop out.	A	
B	TROPICAL ORCHID	The orchids are lovely with the subtle shade of pink and yellow. The background is blurred but the different shapes and colours make it rather messy. we suggest you try cropping a lot of the messy back ground out and concentrate your photo on the three orchids. There will still be some of the background blur included but it will be more supportive of the main subject.	A	
C	CHINA DOLL	We enjoyed this portrait which is set off nicely against the tree trunk with the bokeh and blur further into the distance.	M	
C	CHRISTMAS BALL	Interesting colours in the background cut-outs. However as a story they don't connect easily with the bauble in the foreground. It light is strongly reflected from the surface of the bauble which is quite distracting.	A	

**CAMBRIDGE CAMERA CLUB - BOKEH - 24/04/2019**

GRADE	SET>TITLE	COMMENTS	Pts	IMAGE
C	COFFEE UNDER THE MOON	We liked the story in your photo . Compositionally it is not well balanced so we suggest a smaller third element like a small cup would provide that balance.	M	
C	ENGULFED IN LIGHT	This is certainly an example of bokeh but is rather overpowering your delightful subject. Try cropping in close to the robin so it becomes a photo of a robin with bokeh in the background. Place the robin a little to the left side of the image so it still has space to look into.	M	
	Overall Winner in Bokeh	FIZZ		